

Predominantly Electric Storage Ring “E&m” for Nuclear Spin Physics

Richard M. Talman

*Laboratory for Elementary Particle Physics,
Cornell University, Ithaca, NY, U.S.A.*

E-mail: richard.talman@cornell.edu

A predominantly electric storage ring, “E&m”, with weak superimposed magnetic bending, is shown to be capable of storing two different nuclear isotope bunches, such as helion and deuteron, co-traveling with different velocities on the same central orbit. “Rear-end” collisions occurring periodically in a full acceptance particle detector/polarimeter, allow the (previously inaccessible) direct measurement of the spin dependence of nuclear transmutation for center of mass (CM) kinetic energies ranging from hundreds of KeV up toward pion production thresholds. These are “rear-end collisions” occurring as faster stored bunches pass through slower bunches. An inexpensive facility capable of meeting these requirements is described, with nuclear channel $h + d \rightarrow \alpha + p$ as example.

*SPIN 2023, 25th International Spin Symposium
Duke University, 27 September, 2023*

1. Introduction

The sparsity of spin dependence data in nuclear collision physics is due to the experimental inconvenience of center of mass (CM) particle kinetic energies (KEs) required to be in the range from 100 KeV to 1 MeV in order to be comparable with Coulomb potential energy barrier heights. Small compared to all nucleon rest masses, the lab frame and the CM frame then coincide. Particles in the 100’s of KeV energy range are easily produced in vacuum, but their ranges are negligibly small in matter, and too low in energy for study in any magnetic storage ring. To study spin dependence in nuclear scattering, one must cause the scattering to occur in what is at least a weakly relativistic moving frame of reference.

This is possible using a predominantly electric storage ring with weak magnetic bending superimposed. The presence of magnetic bending makes it possible for two beams of different velocity (due to their different particle type) to circulate in the same direction, at the same time, in the same storage ring.

The presence of “rear-end” collisions between two particles co-moving with substantial, but slightly different velocity in the laboratory, allows their CM KEs to be in the several 100 KeV range, yet all incident and scattered particles have convenient laboratory KEs, two orders of magnitude higher, in the tens of MeV range. This permits incident beams to be established in pure spin states and the polarisation of scattered particles measured with high analyzing power and high efficiency.

With careful tuning of E and B, certain baryon bunch pairs of different particle type, such as p and d, or d and h (helion), can have appropriately different charge, mass, and velocity for their rigidities to be identical. Both beams can then co-circulate indefinitely, with different velocities. By design, all nuclear collisions will then take place in a coordinate frame moving at convenient semi-relativistic speed in the laboratory, with CM KEs comparable with Coulomb barrier heights.

The configuration to be analysed has d and h beams circulating concurrently in the same storage ring, with parameters arranged such that, in the (maximally exothermic, 18.3 MeV per transmutation event) process $d + h \rightarrow p + \alpha$, rear-end collisions always occur in an intersection point (IP) detector/polarimeter.

2. Crisis in low energy nuclear physics

The proton is the only stable elementary particle for which no experimentally testable fundamental theory predictions exist! Direct p, p and p, n coupling is too strong for their interactions to be calculable using relativistic quantum field theory (RQFT)[1]. Next-best: the meson-nucleon perturbation parameter (roughly 1/5) is small enough for standard model theory to be based numerically on π and K meson nucleon scattering.

This “finesses” complications associated with finite size, internal structure, and compound nucleus formation. These issues should be addressed experimentally, but this is seriously impeded by the absence of nuclear physics measurement, especially concerning spin dependence, for particle kinetic energies (KE) in the range from 100 KeV to 1 MeV, comparable with Coulomb potential barrier heights.

Even though these energies are easily produced in vacuum, until now spin measurement in this region has been prevented by the negligibly short particle ranges in matter. In this energy range,

negligible compared to all nucleon rest masses, the lab frame and the CM frame coincide. To study spin dependence in nuclear scattering, one must cause the scattering to occur in what is at least a weakly relativistically moving frame of reference.

This is possible using predominantly electric storage rings. Inclusion of weak magnetic bending makes it possible for two beams of different velocity (owing to their different particle type) to circulate in the same direction, at the same time, in the same storage ring.

3. “Rear end” collisions in a predominantly electric storage ring

“Rear-end” collisions occurring during the passage of faster bunches through slower bunches can be used to study spin dependence of nucleon, nucleon collisions in a semi-relativistic moving coordinate frame. Such rear-end collisions allow the CM KEs to be in the several 100 KeV range, while all incident and scattered particles have convenient laboratory KEs, two orders of magnitude higher, in the tens of MeV range.

This permits incident beams to be established in pure spin states and the polarizations of scattered particles to be measured with high analyzing power and high efficiency; Wilkin[2] to Lenisa [9]. In this way the E&m ring satisfies the condition that all nuclear collisions take place in a coordinate frame moving at convenient semi-relativistic speed in the laboratory, with CM KEs comparable with Coulomb barrier heights.

As an example, this paper concentrates on d and h beams co-circulating concurrently in the same storage ring, with parameters arranged such that, in the process $d + h \rightarrow p + \alpha$, rear-end collisions always occur in a detector at the intersection point (IP).

(In a conventional (magnetic) contra-circulating colliding beam storage ring the energy would be above the pion production threshold, with production into this transmutation channel negligibly small.)

4. Proposed predominantly electric storage ring properties

To represent a small part of the required bending force at radius r_0 being replaced by magnetic bending while preserving the orbit curvature we define “electrical and magnetic bending fractions” η_E and η_M satisfying

$$\eta_E + \eta_M = 1, \text{ where } |\eta_M/\eta_E| < 0.1$$

This perturbation “splits” a unique velocity solution into two slightly separated velocity solutions. As a result there are periodic “rear-end” collisions between two particles co-moving with substantial, but slightly different velocities in the laboratory, such that their CM KEs are in the several 100 KeV range. All incident and scattered particles then have convenient laboratory KEs, two orders of magnitude higher, in the tens of MeV range.

Our proposed “E&m” storage ring is ideal for investigating low energy nuclear processes. With careful tuning of E and B, certain nucleon bunch pairs of different particle type, such as p and d or d and h , to have appropriately different charge, mass, and velocity for their rigidities to be identical. Both beams can then co-circulate indefinitely, with different velocities. For two beams of identical particle type, higher velocity bunches will “lap” and pass through lower momentum

bunches, thereby enabling “rear-end” elastic or inelastic nuclear collisions. For nuclear beams of *different particle type*, depending on the sign of magnetic field B, either lighter or heavier particle bunches will be faster, “lapping” the slower bunches periodically, and enabling “rear-end” nuclear fusion events.

Only in such a storage ring can “rear-end” collisions occur with heavier particle bunches passing through lighter particle bunches, or vice versa. From a relativistic perspective, treated as point particles, the two configurations just described would be indistinguishable. But, as observed in the laboratory, to the extent the particles are composite, such collisions would classically be expected to be quite different or, at least, distinguishable.

Pavsic, in a 1973 paper reproduced in 2001[29], develops a “mirror matter” Hamiltonian formalism, distinguishing between “external” and “internal” symmetry. He points out, for example, that “the existence of the anomalous proton or neutron magnetic moments indicates the asymmetric internal structure of two particles”; a comment that applies directly to the present paper. Otherwise, Pavsic is agnostic, suggesting that his formalism provides only a parameterization for experiments sensitive to internal structure, with possible implications concerning mirror matter.

5. “Rear-end” $h + d \rightarrow \alpha + p$ collisions

Consider d and h beams co-circulating concurrently in the same storage ring, with parameters arranged such that, in the process $d + h \rightarrow p + \alpha$, rear-end collisions always occur in the detector at an intersection point (IP). The center of mass kinetic energies (where their momenta are equal and opposite) are close to the Coulomb barrier height for this nuclear scattering channel. With judicious adjustment, all nuclear events will occur at the ring intersection point (IP) of a full acceptance interaction detector/polarimeter.

In this configuration the rest mass of the h, d system will be fine-tunable on a KeV scale, for example barely exceeding the threshold of the $h + d \rightarrow \alpha + p$ channel, but below pion production and other inelastic thresholds. Tentatively neglecting spin dependence, the expected radiation pattern can be described as a “rainbow” circular ring (or rather cone) formed by the more massive (α -particles) emerging from, and centered on, the common beam axis. This “view” has not been observed previously in nuclear measurements since it requires a “rear end” collision.

Table-1 provides kinematic parameters for the $h+d \rightarrow \alpha+p$ channel. The first and last columns identify incident beams h and d as beams 1 and 2. Columns 2,3,4 contain beam 1 parameters; column 5 gives the electric field, and column 6 gives the magnetic bending fraction η_M ; columns 7,8,9 contain beam 2 parameters; the remaining columns give CM quantities, which are identified by asterisks “*”.

The columns labeled Q_s are spin tunes. In this paper nothing else is said about polarization, but *support for scattering highly polarized beam particles with high quality final state polarimetry capability provides the main motivation for the proposed E&m project.*

The electric/magnetic field ratio produces perfect $\beta_h/\beta_d=8/7$ velocity ratio so that, for every 7 deuteron turns, the helion makes 8 turns. Notice, also, the approximate match of $Q_{12}=317$ KeV in this table, with Coulomb barrier energy, $V_{d,He3}=313.1$ KeV. This matches the incident kinetic energy to the value required to surmount the repulsive Coulomb barrier.

bm 1	β_1	Qs1	KE1 MeV	E0 MV/m	η_{M1}	β_2	Qs2	KE2 MeV	β^*	γ^*	M^* GeV	Q12 KeV	$7\beta_1/\beta_2$	bm 2
h	0.1826	-0.666	48.0	4.961	-0.1466	0.159	-1.097	24.391	0.1734	1.0153	4.68432	311.21	8.00083	d
h	0.1844	-0.666	49.0	5.067	-0.1474	0.161	-1.098	24.901	0.1751	1.0157	4.68432	317.54	8.00015	d
h	0.1862	-0.666	50.0	5.173	-0.1482	0.163	-1.098	25.410	0.1769	1.0160	4.68433	323.87	7.99947	d

Table 1: Fine-grain scan to center the collision point for co-traveling KE1=49 MeV helion energy and 24.9 MeV deuteron energy. With velocity ratio 8/7, multiplying by 7 produces the central entry in second last column. The bend radius is $r_0 = 11$ m.

Figure 1 contains a laboratory frame momentum diagram for the process. Rolled around the longitudinal axis, the figure is intended to show how azimuthal symmetry imposes the rainbow scattering pattern shown in Figure 2, with cone angle increasing proportional to the incident energy excess over threshold energy.

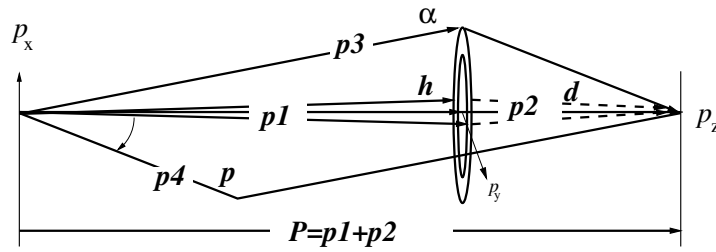


Figure 1: Laboratory frame momentum vector diagram. The vector $\mathbf{P} = \mathbf{p}_1 + \mathbf{p}_2$ is the sum of the lab momenta of one particle from beam 1(h) and one from beam 2(d). Scattered alpha particle direction (3) is shown above the beam axis; the scattered proton direction (4) would then be below, as displayed by parallelogram construction. The figure is invariant to rolling around the horizontal axis.

6. E&m lattice design for storage ring PTR

First suggested by Koop[18], a superimposed magnetic bending storage ring ‘‘E&m’’ configuration has been preceded by a series of papers, many by the present author[19]-[26]. It is possible, with superimposed electric and magnetic bending, for beam pairs of different momentum or of different particle type to co-circulate simultaneously. This opens the possibility of ‘‘rear-end’’ collisions occurring while a fast bunch of one nuclear isotope type passes through a bunch of less heavy, yet slower, isotope type. (Bunches of the same or different particle type can also *counter-circulate* simultaneously and collide. But the resulting collisions would be far above the threshold energies under consideration.)

Figure 3 shows lattice layouts for PTR, the proposed nuclear transmutation storage ring prototype. The circumference has been taken to be 102.2 m, but the entire lattice can be scaled; e.g. radius increased, to reduce peak field requirements. A perspective mock-up of one sector is shown on the right.

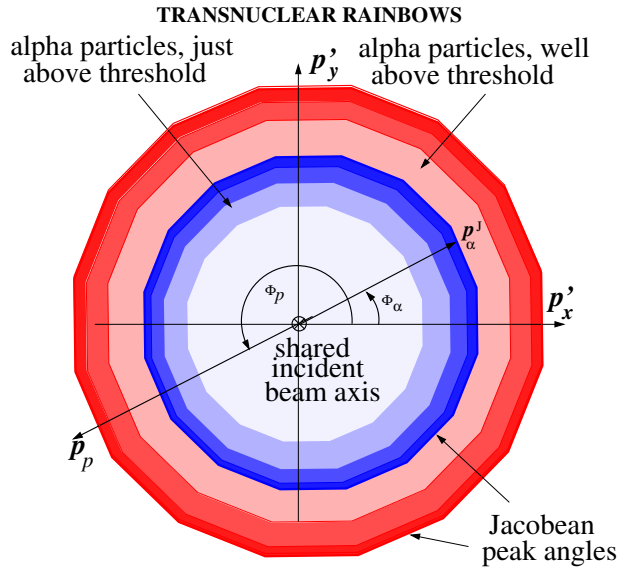


Figure 2: Transnuclear “rainbows” produced in the reaction $h + d \rightarrow \alpha + p$. Shading represents scattered differential cross section. Rainbow radii increase proportional to incident energy excess above threshold. Superscript “J” labels the rainbow divergence edge caused by the vanishing Jacobean at the laboratory scattering angle maximum.[30].

PTR lattice description “sxf” files can be obtained at web address “<https://github.com/jtalman/ual1/tree/master/examples/lattices>” or click on the link [GIT-UAL-source-code](#)

A potential PTR site location, near the AGS at BNL, where all required nuclear isotope beams are available, is shown in Figure 4.

As with alternating gradient magnetic storage rings, the focusing in an E&m ring can be either combined function (provided by pole shaping) or separated function (provided by quadrupoles). The proposal for PTR is to take a “belt and suspender, modifiable” (BSM) approach, as illustrated in Figures 3, 5, and 6, which shows the lattice beta functions with the electrode shape parameter m being equal to $1/3$, which is “optimal” on theoretical grounds; Albrecht[10] to Moon and Spencer[17], and confirmed by PTR particle tracking). In another extreme, the quadrupole strengths can be strong enough for the electrode focusing to be negligible, by comparison; in this extreme the lattice optics is pure FODO.

Though of minuscule strengths, the ring quadrupoles have been adjusted for equal *fractional* x, y tune values (0.7074, 0.7073), as shown in Figure 6. The optimal thick lens optics (i.e. with quadrupoles turned nearly off) is uniquely determined, with m_{nom} value curiously close to $1/3$, closer to $m = 0$ (cylindrical) than to $m = 1$ (spherical) electrode shape. With obvious scaling changes, such as electric, E_0 , and magnetic, B_0 , field strengths varying inversely with r_0 , *the same design applies from microscopic to cosmological scales, with no other kinematic alteration*. For example, by doubling r_0 to 22 m, the value of E_0 would be reduced from 5.06 MV/m to (a safer) 2.53 MV/m value.

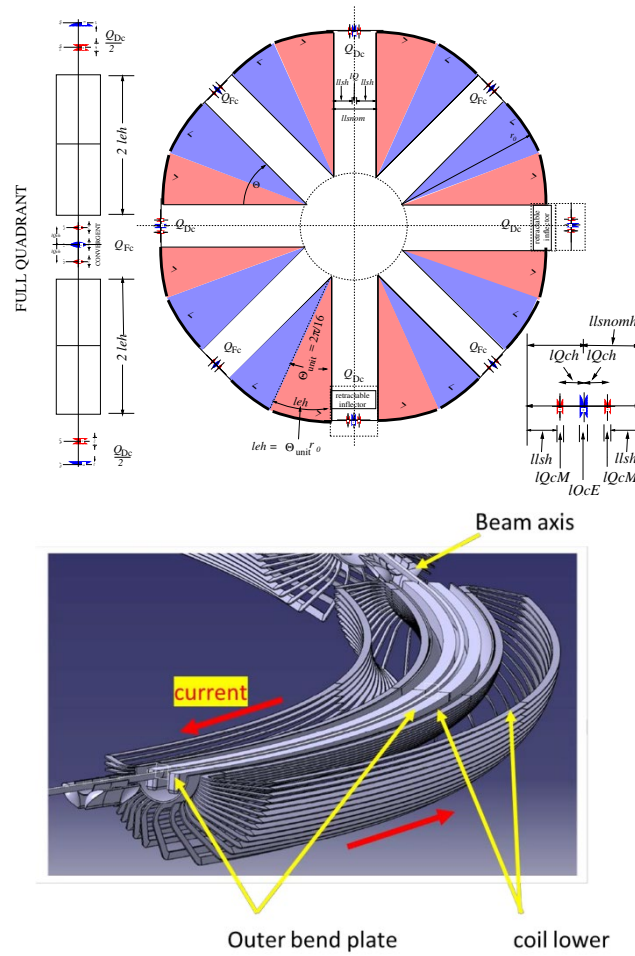


Figure 3: Left: Lattice layouts for PTR, with “compromise” quadrupole insert. Right: Perspective mock-up of one sector of PTR, the superimposed E&m prototype ring. “Short-circuited end” $\cos \theta$ -dipoles surround the beam tube, within which are the capacitor plate electrodes. The (brilliant) superimposed magnetic coil design is due to Helmut Söltner[24][19]-[26]

7. “Rainbow” kinematic plots

Laboratory angles and kinetic energies are plotted against CM angles in Figures 7 and 8. The 2D plot of laboratory angle vs CM angle should be visualized in 3D as if rolled around its horizontal axis, as indicated by the rotation arrows. α particles are contained within a maximal cone half-angle of 0.2 radians. At the α -particle maximum scattering angle the vanishing slope in this view produces a “Jacobean peak” at the rim of the rainbow shown previously. The rainbow radius increases with incident energy excess over threshold, say from blue to red in Figure 2.

That the process is exothermic is shown by the fact that the 92.2 MeV sum of final state kinetic energies exceeds the 49.0+24.9=73.9 MeV initial state energy by 18.3 MeV, which is the exothermic energy. [27]-[31]

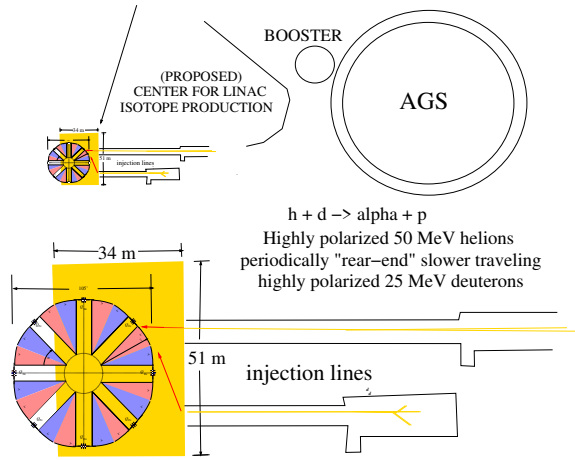


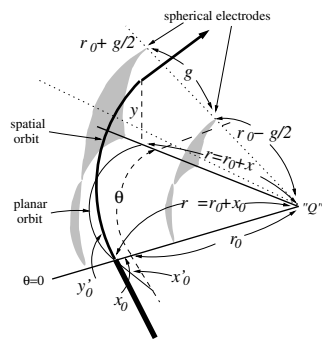
Figure 4: Above: Tentative PTR location near the AGS at BNL, using existing, high current isotope sources. Below: Magnified image insert of PTR complex.

ELECTRODE SHAPE PARAMETER m

$$\mathbf{E}(r) = -E_0 \frac{r_0^{1+m}}{r^{1+m}} \hat{\mathbf{r}}$$

$$V(r) = -E_0 r_0 \left(\frac{r_0}{r} - 1 \right)$$

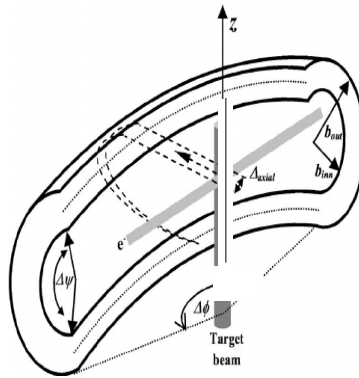
$m = 1$
spherical



Newton
Kepler
Coulomb

$$V(r) = -\frac{E_0 r_0}{m} \left(\frac{r_0^m}{r^m} - 1 \right)$$

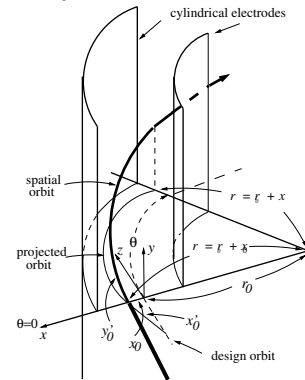
(optimal) $m = 1/3$
toroidal



Neumann, 1864
Albrecht, 1956

$$V(r) = E_0 r_0 \ln(r/r_0)$$

$m = 0$
cylindrical



Courant-Green
(BNL)

Figure 5: Electrode shape m -parameterization.[10]-[14]

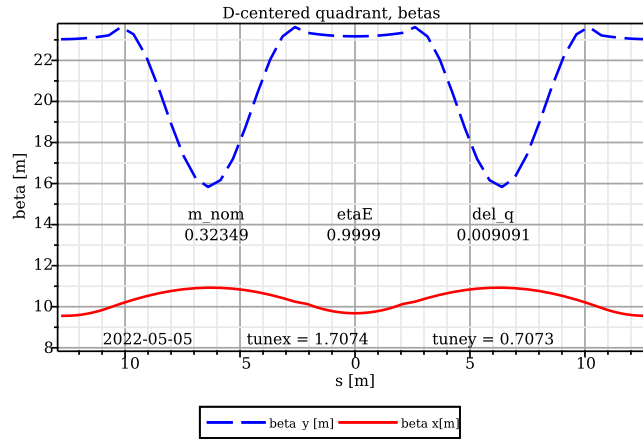


Figure 6: Refined PTR tuning, with quad strengths and m_{nom} . (adjusted to 0.32349) for (distortion-free) equal-fractional-tune, $Q_x = Q_y + 1$, operation on the difference resonance. Not counting geometric horizontal focusing, thick lens pole shape horizontal and vertical focusing strengths are then identical. Mnemonic: $m_{\text{nom.}}=1/3$. [16]-[17].

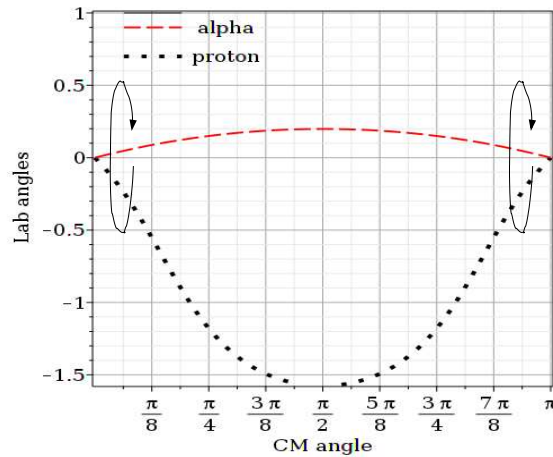


Figure 7: Plot of lab angles vs c.m. angle.

8. Goals of the proposal

The goals are to provide experimental data sufficient to refine our understanding of the nuclear force and nuclear physics. Pure incident spin states, high analyzing power final state polarization measurement, and high data rates should initiate a qualitatively and quantitatively new level of experimental observation of nuclear reactions. Especially important is the investigation of wave particle duality and spin dependence of “elastic” p, d scattering approaching the pion production thresholds. Precision comparison of “fast on slow” and “slow on fast” collisions, which would be identical for point particles, can also probe the internal nuclear structure; perhaps distinguishing experimentally between “prompt” and “compound nucleus” scattering.

This paper has described an E&m storage ring capable of the *room temperature laboratory spin control of two particle nuclear scattering or fusion events*. The novel equipment making this

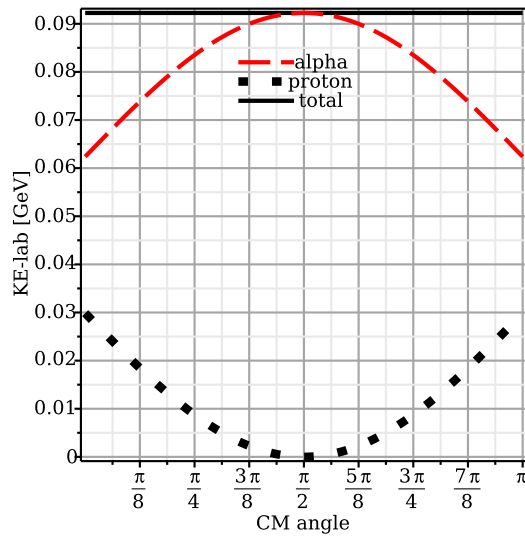


Figure 8: Plot of lab KEs vs c.m. angle.

possible is a storage ring with superimposed electrical and magnetic bending. Rings like this were proposed by Koop (in the context of counter-rotating proton EDM measurement) but have not yet been built. Serving as a demonstration of nuclear to electrical energy conversion, such apparatus can perform measurements needed to refine our understanding of thermonuclear power generation and cosmological nuclear physics. It is the novel capability of such rings to induce “rear-end” nuclear collisions that makes this possible. Emphasizing the measurement of spin dependence, the goal is to provide experimental data to refine our understanding of the nuclear force and its influence on high energy physics. [27]-[31]

References

- [1] Arthur Jaffe, *Quantum Theory and Relativity*, George Mackey celebration, Harvard University, 2007,
- [2] C. Wilkin, *The legacy of the experimental hadron physics program at COSY*, Eur. Phys. J. A 53 (2017) 114, 2017
- [3] D. Eversmann et al., *New method for a continuous determination of the spin tune in storage rings and implications for precision experiments*, Phys. Rev. Lett. **115** 094801, 2015
- [4] N. Hempelmann et al., *Phase-locking the spin precession in a storage ring*, P.R.L. 119, 119401, 2017
- [5] V. B. Reva, *COSY experience of electron cooling*, 12th Workshop on Beam Cooling and Related Topics, COOL2019, Novosibirsk, Russia, JACoW Publishing, doi:10.18429/JACoW-COOL2019-MOX01, 2019
- [6] F. Rathmann, N. Nikoliev, and J. Slim, *Spin dynamics investigations for the electric dipole moment experiment*, Phys. Rev. Accel. Beams 23, 024601, 2020

- [7] J. Slim et al., *First detection of collective oscillations of a stored deuteron beam with an amplitude close to the quantum limit*, Phys. Rev. Accel. Beams, 24, 124601, 2021
- [8] F. Rathmann, *First direct hadron EDM measurement with deuterons using COSY*, Willy Haerberli Memorial Symposium, <https://www.physics.wisc.edu/haeberli-symposium>, 2022
- [9] P. Lenisa et al., *Low-energy spin-physics experiments with polarized beams and targets at the COSY storage ring*, EPJ Techniques and Instrumentation, <https://doi.org/10.1140/epjti/s40485-019-0051-y>, 2019
- [10] R. Albrecht, *Das Potential in doppelt gekrümmten Kondensatoren*, Zeitschrift für Naturforschung A, **11a**, 156, 1956
- [11] M. Plotkin, *The Brookhave Electron Analogue, 1953-1957*, BNL-45058, December, 1991
- [12] R. Talman, *The Electric Dipole Moment Challenge*, Morgan & Claypool Publishers, 2017
- [13] R. Talman and J. Talman, *Symplectic orbit/spin tracking code for all-electric storage rings*, Phys. Rev. ST Accel. beams **18**, 074003, 2015
- [14] H. Wollnik, *Optics of Charged Particles*, Academic Press, 1987
- [15] J. Haissinski, *The Orsay electron-positron storage ring (status report)*, Figure 4, Physics with Intersecting Storage Rings, Proc. of International School of Physics “Enrico Fermi”, Academic Press, 1971
- [16] P. K. Kythe, *Handbook of Conformal Mappings and Applications*, CRC Press, Taylor and Francis Group, 2019, p.119-121
- [17] P. Moon and D. E. Spencer, *Field Theory Handbook, 2nd Edition*, Springer-Verlag, 1971
- [18] I. A. Koop, *Asymmetric energy colliding ion beams in the EDM storage ring*, TUPWO040, Proceedings of IPAC2013, Shanghai, China
- [19] R.M. Talman, *Superimposed Electric/Magnetic Dipole Moment Comparator Lattice Design*, R.M. Talman 2021 JINST 16 P09006
- [20] R. Talman, *Difference of measured proton and He3 EDMs: a reduced systematics test of T-reversal invariance*, Appendix B, Journal of Instrumentation, JINST 060P 0522 2022, <https://arxiv.org/pdf/2205.10526.pdf>
- [21] R. Talman, *Difference of measured proton and He3 EDMs: a reduced systematics test of T-reversal invariance*, Journal of Instrumentation, JINST_060P_0522, 2022
- [22] R. Talman, *Proposed experimental study of wave-particle duality in p,p scattering*, <https://arxiv.org/abs/2302.03557>, and Journal of Instrumentation, <https://pos.sissa.it/433/039/pdf>, 2023

- [23] R. Talman, *Difference of measured proton and He3 EDMs: reduced systematics test of T-reversal Invariance*, Snowmass-Seattle Meeting, <https://indico.fnal.gov/event/22303/contributions/247083>, 2022
- [24] CPEDM Group, *Storage ring to search for electric dipole moments of charged particles Feasibility study*, CERN Yellow Reports: Monographs, CERN-2021-003, 2021
- [25] R. Talman and N. N. Nikolaev, *Colliding beam elastic p, p and p, d scattering to test T- and P-violation*, Snowmass 2021, Community Town Hall/86, 5 October, 2020
- [26] R. Talman, *Improving the hadron EDM upper limit using doubly-magic proton and helion beams*, arXiv:2205.10526v1 [physics.acc-ph] 21 May, 2022
- [27] E. Gibney, *Nuclear-fusion reactor smashes energy record*, Nature. doi:10.1038/d41586-022-00391-1, 2022
- [28] Wikipedia article, *Lawson criterion*
- [29] Matej Pavsic, *External inversion, internal inversion, and reflection invariance*, Int.J.Theor.Phys. 9 (1974) 229-244, arXiv: hep-ph/0105344 [hep-ph]
- [30] S.T. Butler, *Angular distribution from (d,p) and (d,n) nuclear reactions*, Proc. Roy. Soc. (London) **A208**, 559, 1951
- [31] J.D. Lawson, *Some Criteria for a Power Producing Thermonuclear Reactor*, Proc. Phys. Soc., **B**, 70, (1), doi:10.1088/0370-1301/70/1/303, 1955
- [32] <https://github.com/jtalman/uall>