

## The first GLE (# 73 – 28-Oct-2021) of solar cycle 25: study using space-borne and NM data

---

**Alexander Mishev,<sup>a,b,\*</sup> Leon Kocharov,<sup>a</sup> Sergey Koldobskiy,<sup>a,b</sup> Nicholas Larsen,<sup>a</sup>  
Esa Riihonen,<sup>c</sup> Rami Vainio<sup>c</sup> and Ilya Usoskin<sup>a,b</sup>**

<sup>a</sup>*Sodankylä Geophysical Observatory,  
University of Oulu, Finland*

<sup>b</sup>*Space Physics and Astronomy Research Unit,  
University of Oulu, Finland*

<sup>c</sup>*Department of Physics and Astronomy,  
University of Turku, Finland*

*E-mail: [alexander.mishev@oulu.fi](mailto:alexander.mishev@oulu.fi), [leon.kocharov@oulu.fi](mailto:leon.kocharov@oulu.fi),  
[sergey.koldobskiy@oulu.fi](mailto:sergey.koldobskiy@oulu.fi), [nicholas.larsen@oulu.fi](mailto:nicholas.larsen@oulu.fi), [riihonen@utu.fi](mailto:riihonen@utu.fi),  
[rami.vainio@utu.fi](mailto:rami.vainio@utu.fi), [ilya.usoskin@oulu.fi](mailto:ilya.usoskin@oulu.fi)*

The first solar proton event of solar cycle 25 was detected on 28 October 2021 by several neutron monitors (NMs) in the polar region; the strongest signal was registered by the DOMC/DOMB monitors located at the Antarctic plateau at Concordia French-Italian research station, as well as the fleet of space-borne instruments. It is identified as the GLE (ground-level enhancement) # 73 in the International GLE database. Here, we report the observations and the study of this event on the basis of the global NM network and SOHO/ERNE records. We present the derived angular and spectral features of solar energetic protons, including their dynamical evolution throughout the event employing a state-of-the-art model based on analysis of the neutron monitor data. We discuss the origin of the prompt and delayed components of the GLE-inducing solar protons. Several applications of the derived results are discussed.

*27th European Cosmic Ray Symposium - ECRS  
25-29 July 2022  
Nijmegen, the Netherlands*

---

\*Speaker

## 1. Introduction

Occasionally solar eruptions as solar flares and/or coronal mass ejections produce solar energetic particle (SEP) events, observed as enhancements of fluxes of protons, heavy ions and electrons [1]. Systematic study of SEP properties is important in order to reveal particle acceleration on the Sun. A specific interest represent SEPs with energy reaching about GeV/nucleon or even greater values, which can produce secondary particles in the Earth's atmosphere, eventually registered by ground-based detectors, *e.g.* neutron-monitors (NMs), known as ground-level enhancements (GLEs) [2, 3].

GLEs can be studied with ground-based instruments, namely NMs [4, 5]. Stations at different geographic regions are sensitive to a different part of the SEP spectra and arrival direction [6]. Since GLEs occur sporadically and naturally differ from each other in spectra, particle flux, anisotropy, duration and time evolution, they are studied on a case-by-case basis. In this work, we present observations and analysis of the first event of solar cycle 25, that is GLE # 73 occurred on 28 October 2021 [7].

## 2. GLE # 73 on 28 October 2021

The first GLE event of the current Solar Cycle 25 was observed on 28 October 2021. The count rate increase of the bulk of the NM stations was weak (below 20% in respect to the galactic cosmic ray (GCR) background), where the greatest signal was registered low rigidity cut-off region stations [7], namely South Pole SOPO (5.4%) and South Pole Bare SOPB (5.7%), DOMC (7.3%) and DOMB (14%), standard and bare monitors, respectively. We emphasize that high-altitude polar NMs have greater sensitivity in energy to SEPs compared to the sea-level stations due to the reduced atmospheric attenuation of about 300 MeV/nucleon for the former and about 430 MeV/nucleon for the latter [8]. The event was associated with a class X1.0 flare located at S28W01 and an asymmetric halo coronal mass ejection (CME), brightest over the southern hemisphere of the Sun [9].

## 3. Analysis of NM records during GLE # 73

For reliable analysis of NM records it is necessary to possess enough NM stations [10]. The methods for an analysis of GLEs using NM data are based on modeling of the global NM network response and unfolding  $n$  model parameters over the experimental records of  $m$  NMs [11, 12].

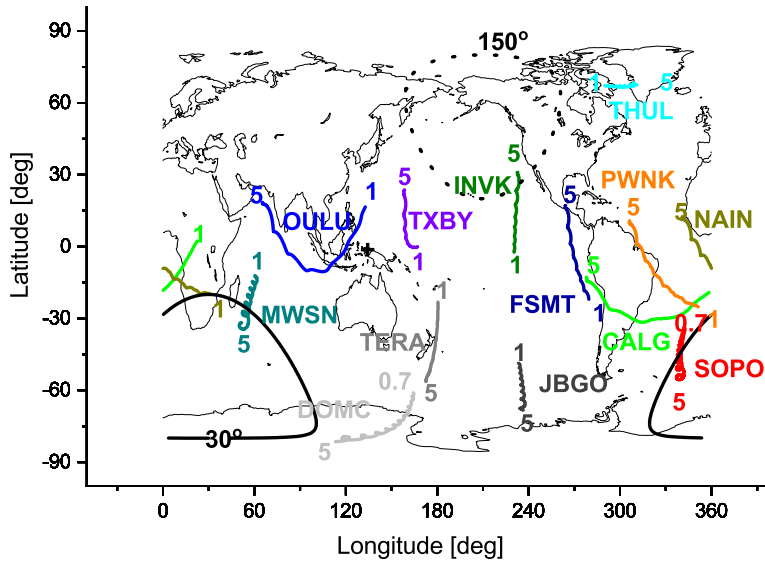
In general, the relative count rate increase of a given NM during GLE can be modelled using:

$$\frac{\Delta N(P_{\text{cut}})}{N(t)} = \frac{\sum_i \sum_k \int_{P_{\text{cut}}}^{P_{\text{max}}} J_{\text{sep}_i}(P, t) S_{i,k}(P) G_i(\alpha(P, t)) A_i(P) dP}{\sum_i \int_{P_{\text{cut}}}^{\infty} J_{\text{GCR}_i}(P, t) S_i(P) dP} \quad (1)$$

where  $N(t)$  is the count rate due to GCR,  $\Delta N(P_{\text{cut}})$  is the count rate increase due to solar particles.  $J_{\text{sep}}$  is the rigidity spectrum of SEPs  $i$  (proton or  $\alpha$ -particle),  $J_{\text{GCR}_i}(P, t)$  is the rigidity spectrum of the  $i$  component (proton or  $\alpha$ -particle, etc...) of GCR at given time  $t$ ,  $G(\alpha(P, t))$  is the pitch angle distribution, note for GCRs the angular distribution is assumed to be isotropic,  $A(P)$  is a discrete function with  $A(P)=1$  for allowed trajectories and  $A(P)=0$  for forbidden trajectories. Function  $A$  is derived during the asymptotic cone computations.  $P_{\text{cut}}$  is the minimum rigidity cut-off of the

station, accordingly,  $P_{\text{cut}}$  is the maximum rigidity of SEPs considered in the model, whilst for GCR  $P_{\text{max}} = \infty$ .  $S_k$  is the NM yield function for vertical and for oblique incidence SEPs,  $k=13$ . The contribution of oblique SEPs to NM response is particularly important for modeling strong and/or very anisotropic events, while for weak and/or moderately strong events it is possible to consider only vertical ones and using  $S_k$  for an isotropic case, which considerably simplifies the computations [13], as in this study.

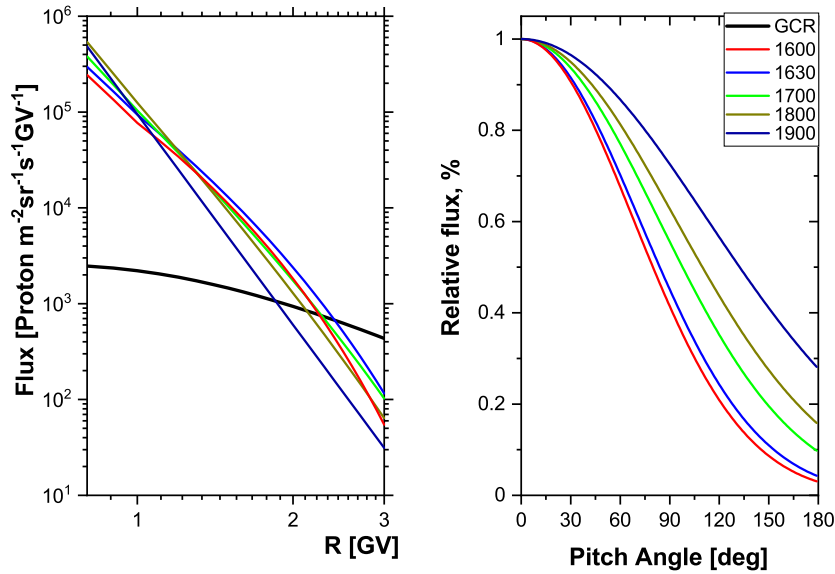
Here we employed a method based on employment of validated NM yield function, [14, 15] and robust optimization [16, 17] which was used for the analysis of a plethora of GLEs [18–20]. An illustration of the computed asymptotic direction for several selected NMs used for the analysis is presented in Fig. 1. Here the magnetospheric computations, that is the rigidity cut-off and asymptotic directions of each NM station used in the analysis were performed using a new open source tool OTSO [21] using the combination of Tsyganenko [22] and IGRF (epoch 2020) models as external and internal field respectively. This combination of models provides reasonable precision and straightforward computation of all the necessary inputs for the NM data analysis [23, 24].



**Figure 1:** Asymptotic directions of selected NM stations during GLE # 73 on 28 October 2021 at 16:00 UT. The cross depicts the interplanetary magnetic field (IMF) direction obtained by the Advanced Composition Explorer (ACE) satellite. The lines of equal pitch angles relative to the derived anisotropy axis are plotted for  $30^\circ$ , for sunward directions, and  $150^\circ$  for anti-Sun directions.

Accordingly the results from the analysis, that is the derived spectra and PAD are shown in Fig. 2. The spectra are moderately hard, exhibited an important steepening, specifically during the event onset. A gradual softening of the spectra throughout the event was revealed. The PAD was relatively wide, considerably wider to beam-like events as GLE # 69 and GLE # 70 [13]. The intensity of the prompt component of SEPs gradually increased reaching peak at 18:15 UT.

In addition in Fig. 3 we depict the contour plot of the sum of variances for the best-fit solutions vs. geographic coordinates, obtained by forward modeling over all the possible apparent source



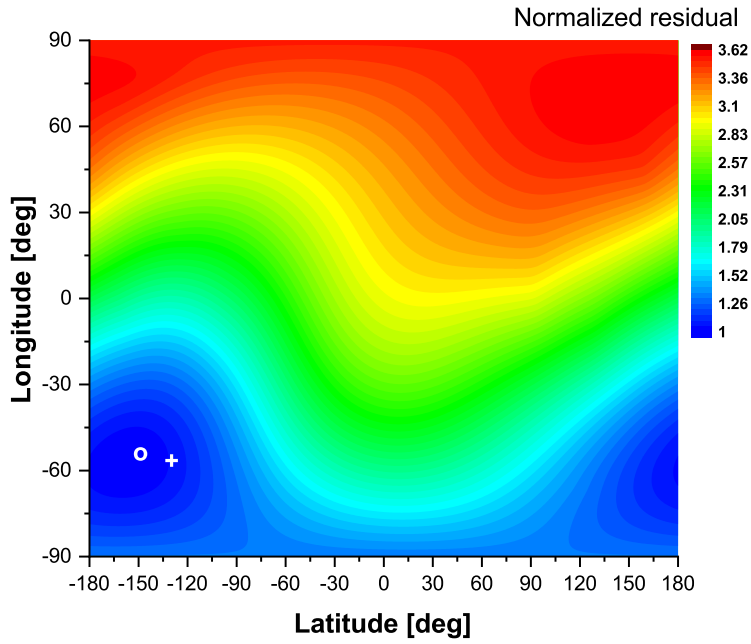
**Figure 2:** Derived rigidity spectra (left panel) and PAD (right panel) during various stages of GLE N° 73 on 28 October 2021 as denoted in the legend. The black line on the left panel depicts the GCR particle flux computed with the force field model.

positions. Here we would like to emphasize that an erroneous apparent source position assessment usually leads to a nonprecise assessment of the derived PADs and spectra. One can see that the results of the forward modeling were satisfactory, i.e., the derived solutions are of reasonable quality, implying that the model well described the experimental NM records.

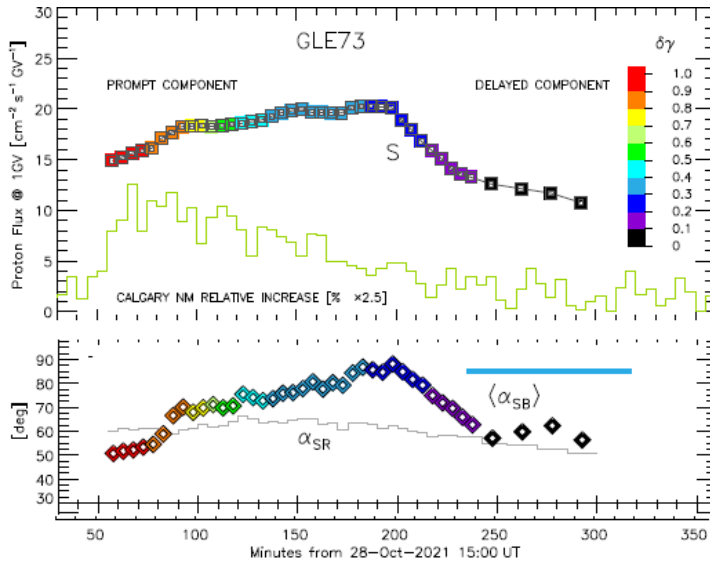
We present in Fig. 4 the time profile of the proton net flux with the time evolution of the spectrum slope. It is seen that in the late phase of the event, the spectrum is a pure power law, typical for the GLE's delayed component.

The high-energy detector HED of SOHO/ERNE is based on silicon detectors and a scintillator. They are allowing proton flux anisotropy measurements in the deka-MeV energy range. Here, we divided the field of view of HED into the five sectors Fig. 5, where the time-intensity profiles of protons are plotted in panel as well as similar indices for the GLE-producing protons arriving within the field of view of HED.

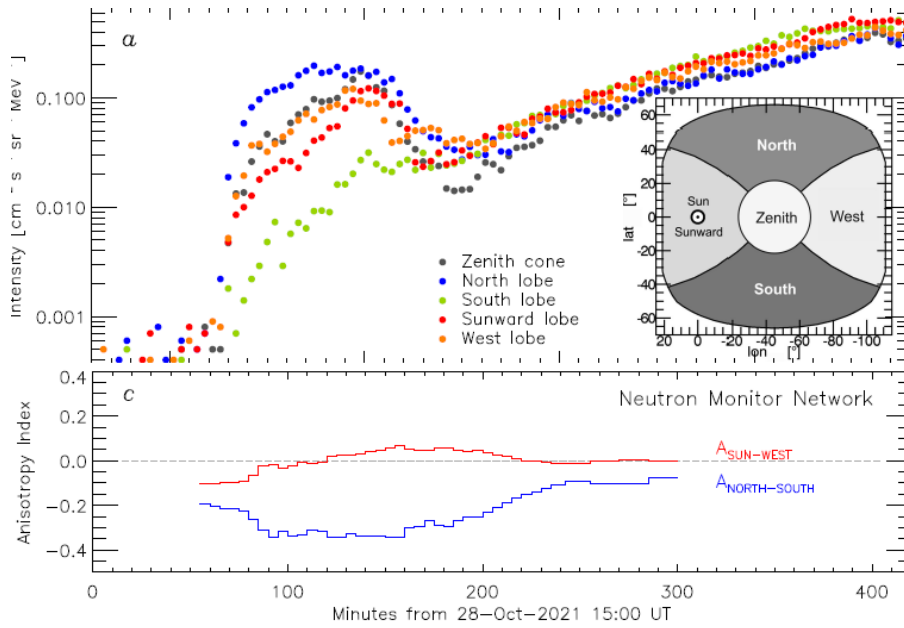
One can see that in the 28 October 2021 event, the anisotropy of relativistic protons was surprisingly low compared to the anisotropy of deka-MeV protons. Besides, the anisotropy direction in the deka-MeV range and the anisotropy direction in the GeV range were also different. For instance at lower energies, more particles arrived from the north and west, consistently with the observed direction of the interplanetary magnetic field, while the relativistic protons arrived preferentially from the south, similarly to the eruption center location on the solar disk.



**Figure 3:** Contour plot of the residual of the solution of the inverse problem for the best-fit vs. geographic latitude and longitude during the main-late phase of GLE #73, that is at 17:30 UT, vs. the minimal residual. The small circle depicts the derived apparent source position, the cross depicts the IMF direction measurements by the ACE space-probe.



**Figure 4:** Upper panel: net flux of the GLE-producing solar protons,  $S$ , and a sample of the NM counting rate profile. Lower panel: average angle between the proton flux  $S$  and magnetic field  $B$ ,  $\langle \alpha_{SB} \rangle$ .



**Figure 5:** Sectoral intensities of the ERNE/HED-observed protons, their anisotropy indices, and anisotropy indices of GeV protons observed by the NM Network.

#### 4. Conclusions

Here we derived the spectral and PAD of high-energy SEPs during the first GLE event of Solar Cycle 25, GLE # 73 on 28 October 2021. The best fit is obtained with a modified power-law for the SEP spectra and a single Gaussian for the PAD with a distribution width of about  $\pi$ . The latter can be a result of a perpendicular transport of the SEPs.

According to the timing analysis of the ERNE-observed deka-MeV proton emission,  $\approx 16:10$  UT, the CME had already expanded to heliocentric distances  $> 4R_{\odot}$ . Therefore, the deka-MeV protons could be accelerated by the CME shock in the solar wind, while the high-energy protons observed by the global NM network started before 15:50 UT, when the CME was still low in the corona, below  $1.5R_{\odot}$ . This fact supports the idea of a coronal origin of the prompt component of GLE event(s). The derived results in this work, give a good basis to study common morphology of various GLEs [25], as well as to reveal the mechanism of acceleration of the different SEP populations [26, 27].

#### Acknowledgements

This work was supported by the Academy of Finland (project 330064 QUASARE and 321882 ESPERA) and the University of Oulu grant SARPEDON.

#### References

- [1] M. Desai and J. Giacalone, *Large gradual solar energetic particle events*, *Living Reviews in Solar Physics* **13** (2016), no. 1 3.

- [2] M. Shea and D. Smart, *Possible evidence for a rigidity-dependent release of relativistic protons from the solar corona*, *Space Science Reviews* **32** (1982), 251–271.
- [3] S. Poluianov, I. Usoskin, A. Mishev, A. Shea, and D. Smart, *GLE and sub-GLE redefinition in the light of high-altitude polar neutron monitors*, *Solar Physics* **292** (2017), no. 11 176.
- [4] J. Simpson. *The Cosmic Ray Nucleonic Component: The Invention and Scientific Uses of the Neutron Monitor*, *Space Science Reviews* **93** (2000), 11–32.
- [5] A. Mishev, and P. Jiggins, *Preface to measurement, specification and forecasting of the Solar Energetic Particle (SEP) environment and Ground Level Enhancements (GLEs)*, *Journal of Space Weather and Space Climate* **9** (2019), E1.
- [6] J. Bieber and P. Evenson, *Spaceship earth - an optimized network of neutron monitors*, in *Proc. of 24th ICRC Rome, Italy, 28 August - 8 September 1995*, vol. 4, pp. 1316–1319, 1995.
- [7] A. Papaioannou, A. Kouloumvakos, A. Mishev, R. Vainio, I. Usoskin, et al., *The first ground level enhancement of solar cycle 25 on 28 October 2021*, *Astronomy and Astrophysics* **660** (2022), L5.
- [8] A. Mishev and S. Poluianov, *About the Altitude Profile of the Atmospheric Cut-Off of Cosmic Rays: New Revised Assessment*, *Solar Physics* **296** (2021), no. 8 129.
- [9] A. Mishev, L. Kocharov, S. Koldobskiy, N. Larsen, E. Riihonen, R. Vainio and I. Usoskin, *High-Resolution Spectral and Anisotropy Characteristics of Solar Protons During the GLE N 73 on 28 October 2021 Derived with Neutron-Monitor Data Analysis*, *Solar Physics* **297** no. 5 (2022) 88.
- [10] A. Mishev and I. Usoskin, *Current status and possible extension of the global neutron monitor network*, *J. Space Weather Space Clim.* **10** (2020), 17.
- [11] J. Cramp, M. Duldig, E. Flückiger, J. Humble, M. Shea and D. Smart, *The October 22, 1989, solar cosmic enhancement: ray an analysis the anisotropy spectral characteristics*, *Journal of Geophysical Research* **102** (1997), no. A11 24 237–24 248.
- [12] E. Vashenyuk, Y. Balabin, J. Perez-Peraza, A. Gallegos-Cruz and L. Miroshnichenko, *Some features of the sources of relativistic particles at the sun in the solar cycles 21-23*, *Advances Space Research* **38** (2006), no. 3 411–417.
- [13] A. Mishev and I. Usoskin, *Analysis of the ground level enhancements on 14 July 2000 and on 13 December 2006 using neutron monitor data*, *Solar Physics* **291** (2016), no. 4 1225–1239.
- [14] S.A. Koldobskiy, , V. Bindi, C. Corti, G. A. Kovaltsov, and I. G. Usoskin. *Validation of the Neutron Monitor Yield Function Using Data from AMS-02 Experiment 2011–2017*. *J. Geophys. Res. (Space Phys.)*, **124**, (2019) 2367–2379
- [15] A.L. Mishev, S.A. Koldobskiy, G.A. Kovaltsov, A. Gil, and I.G. Usoskin. *Updated Neutron-Monitor Yield Function: Bridging Between In Situ and Ground-Based Cosmic Ray Measurements*. *J. Geophys. Res. (Space Phys.)*, **125** (2020), e2019JA027,433.

- [16] A. Tikhonov, A. Goncharsky, V. Stepanov and A. Yagola, *Numerical Methods for Solving ill-Posed Problems*. Kluwer Academic Publishers, Dordrecht, 1995.
- [17] S. Mavrodiev, A. Mishev and J. Stamenov, *A method for energy estimation and mass composition determination of primary cosmic rays at the Chacaltaya observation level based on the atmospheric Cherenkov light technique*, *Nucl. Instr. and Methods in Phys. Res. A* **530** (2004), no. 3 359–366.
- [18] A. Mishev, I. Usoskin, O. Raukunen, M. Paassilta, E. Valtonen, L. Kocharov and R. Vainio, *First analysis of GLE 72 event on 10 September 2017: Spectral and anisotropy characteristics*, *Solar Physics* **293** (2018) 136.
- [19] A. Mishev, S. Koldobskiy, L. Kocharov and I. Usoskin, *GLE # 67 Event on 2 November 2003: An Analysis of the Spectral and Anisotropy Characteristics Using Verified Yield Function and Detrended Neutron Monitor Data*, *Solar Physics* **296** no. 5 (2021) 79.
- [20] A. Mishev, S. Koldobskiy, I. Usoskin, L. Kocharov and G. Kovaltsov, *Application of the verified neutron monitor yield function for an extended analysis of the GLE # 71 on 17 May 2012*, *Space Weather* **19** no. 2 (2021) e2020SW002626.
- [21] N. Larsen, A. Mishev and I. Usoskin *Development of a Modern Open Source Magnetospheric Computation Tool*, *Proceeding of Science This proceedings* (2022).
- [22] N. Tsyganenko, *A magnetospheric magnetic field model with a warped tail current sheet*, *Planetary and Space Science* **37** (1989), no. 1 5–20.
- [23] K. Kudela and I. Usoskin, *On magnetospheric transmissivity of cosmic rays*, *Czechoslovak Journal of Physics* **54** (2004), no. 2 239–254.
- [24] J. Nevalainen, I. Usoskin, and A. Mishev, *Eccentric dipole approximation of the geomagnetic field: Application to cosmic ray computations*, *Advances in Space Research* **52** (2013), no. 1 22–29.
- [25] L. Kocharov, S. Pohjolainen, M.J. Reiner, A. Mishev, H. Wang, I. Usoskin and R. Vainio, *Spatial Organization of Seven Extreme Solar Energetic Particle Events*, *Astrophysical Journal Letters* **862** (2018), no. 2 L20.
- [26] L. Kocharov, S. Pohjolainen, A. Mishev, M. Reiner, J. Lee, T. Laitinen, L. Didkovsky, V. Pizzo, R. Kim, A. Klassen, M. Karlicky, K.-S. Cho, D. Gary, I. Usoskin, E. Valtonen and R. Vainio, *Investigating the origins of two extreme solar particle events: Proton source profile and associated electromagnetic emissions*, *Astrophysical Journal* **839** (2017), no. 2 79.
- [27] L. Kocharov, M. Pesce-Rollins, T. Latinen, A. Mishev et al., *Interplanetary Protons versus Interacting Protons in the 2017 September 10 Solar Eruptive Event*, *The Astrophysical Journal* **890** (2020), 13.