

Follow-up on non-leptonic kaon decays at large N_c

Fernando Romero-López*

IFIC, CSIC-Universitat de València,
46980 Paterna, Spain
fernando.romero@uv.es

Andrea Donini

IFIC, CSIC-Universitat de València,
46980 Paterna, Spain
donini@ific.uv.es

Pilar Hernández

IFIC, CSIC-Universitat de València,
46980 Paterna, Spain
m.pilar.hernandez@uv.es

Carlos Pena

Departamento de Física Teórica and IFT UAM-CSIC, Universidad Autónoma de Madrid,
28049 Madrid, Spain
carlos.pena@uam.es

We report on the status of our dynamical simulations of a $SU(N_c)$ gauge theory with $N_c = 3 - 6$ and $N_f = 4$ fundamental fermions. These ensembles can be used to study the Large N_c scaling of weak matrix elements in the GIM limit $m_c = m_u$, that might shed some light on the origin of the $\Delta I = 1/2$ rule. We present preliminary results for the $K \rightarrow \pi$ matrix elements in the $N_c = 3$ dynamical simulations, where we observe a significant effect of the quark loops that goes in the direction of enhancing the ratio of A_0/A_2 amplitudes. Finally, we present the relevant NLO Chiral Perturbation Theory predictions for the relation between $K \rightarrow \pi$ and $K \rightarrow \pi\pi$ amplitudes in the light charm limit.

The 36th Annual International Symposium on Lattice Field Theory - LATTICE2018
22-28 July, 2018
Michigan State University, East Lansing, Michigan, USA.

*Speaker.

1. Motivation

The Standard Model prediction for non-leptonic kaon decays remains unclear. In particular, there is no satisfactory explanation for the longstanding puzzle of the $\Delta I = 1/2$ rule, that is, the large hierarchy between the two isospin weak decay amplitudes $K \rightarrow (\pi\pi)_{I=0,2}$ which result in a ratio $A_0/A_2 \sim 22$. In the last few years, there has been important progress in the Lattice QCD computation of these amplitudes. The enhancement has been observed, although large uncertainties are still present [1, 2, 3].

In our previous work [4, 5], we saw that the large N_c limit of the $K \rightarrow \pi$ amplitude was the expected one, leading to an isospin ratio of $A_0/A_2 = \sqrt{2}$. Moreover, the subleading $1/N_c$ corrections of the two amplitudes were of the natural expected size and fully anticorrelated i.e. pointing towards an enhancement in the ratio, coming from both an enhancement of the $\Delta I = 1/2$ amplitude and a suppression of the $\Delta I = 3/2$ one. Still, the observed enhancement was not enough to explain the $\Delta I = 1/2$ rule.

One of the main limitations of our study for the $K \rightarrow \pi$ amplitudes was the use of the quenched approximation. This approximation is expected to recover the exact Large N_c limit, although it can affect the subleading $1/N_c$ corrections. In addition, our first study was restricted to a heavy kaon mass, so the mass dependence of the matrix elements remained unexplored.

State-of-the-art simulations involve $N_f = 2 + 1 + 1$ and physical masses for the quarks. However, dynamical simulations with $N_c > 3$ have not been systematically used in the context of zero temperature QCD. Such ensembles can be of general interest not only for weak decays, but also for other observables, such as Low Energy Constants (LECs) of the chiral Lagrangian, scattering parameters, etc.

In this work, we summarize the status of our simulations with $N_c \geq 3$ and we use the $N_c = 3$ ones to calculate the $K \rightarrow \pi$ matrix elements. This allows us to quantify the impact of quenching, which turns out to be of 60% in the ratio of the two $K \rightarrow \pi$ amplitudes.

2. Details of the Simulations

Our configurations have been generated using the latest version of the HiRep [6]¹. We use the Iwasaki gauge action and $O(a)$ improved Wilson fermions on the sea. For $N_c = 3$, we use the same gauge parameters as in Ref. [7]. For the other values of N_c , we tune β so that the lattice spacing is as close as possible. In addition, the value of c_{sw} is the perturbative one (see Ref. [8]) boosted by the plaquette for $N_c = 3$, and it is kept constant for $N_c > 3$. This choice is motivated by the fact that

$$c_{sw} = 1 + g^2 c_{sw}^{(1)}, \quad (2.1)$$

where $g^2 \sim 1/N_c$ and $c_{sw}^{(1)} \simeq c_{sw}^{\text{tad}} \sim N_c$, as can be seen from Eq. (58) in Ref. [8]. Therefore, the previous choice would only have effects involving terms $O(a^2/N_c)$.

In Table 1, we list the current status of our ensembles. They are complete, apart from ensemble A404, which is still running. Moreover, for $N_c = 5, 6$ new ensembles will be available soon.

¹We thank C. Pica and M. Hasen for making the code available.

Ensemble	N_c	$L \times T$	β	m_0	#configs ²	aM	t_0^{imp}/a^2
A301	3	20×36	1.778	-0.404	900	0.2191(36)	3.263(50)
A302		24×48		-0.406	1700	0.1831(17)	3.491(32)
A303		24×48		-0.407	1400	0.1612(24)	3.740(39)
A304		32×60		-0.408	900	0.1400(18)	3.848(34)
A401	4	24×48	3.570	-0.3725	900	0.2052(37)	3.494(45)
A402		24×48		-0.3752	1600	0.1788(18)	3.565(26)
A403		24×48		-0.376	1400	0.1703(13)	3.593(29)
A404		32×60		-0.378	200	0.1430(9)	3.705(18)
A501	5	20×36	5.969	-0.3458	1000	0.2130(13)	3.532(17)
A601	6	20×36	8.974	-0.326	700	0.2163(8)	3.619(17)

Table 1: Summary of the current status of the ensembles. $c_{sw} = 1.69$ is kept throughout. The lattice spacing is $a \simeq 0.076$ fm. t_0^{imp} is calculated using the tree level improvement of t_0 in Ref. [9].

3. Scale Setting at Large N_c

In order to determine the value of the lattice spacing a in physical units, we need to find a suitable observable. Fermionic observables such as F_K are widely employed, but they depend strongly on N_f and the mass of the quarks. In our case, it seems a complicated task to extrapolate an observable measured with four degenerate flavours to the physical case, where the charm is very heavy. Thus, gluonic observables represent a more sensible choice. In particular, we will use t_0 measured with the gradient flow, whose definition at $N_c = 3$ is:

$$\langle t^2 E(t) \rangle \Big|_{t=t_0} = c = 0.3. \quad (3.1)$$

The dependence in N_c and N_f of this observable is known from perturbation theory [10]:

$$\langle t^2 E(t) \rangle = \frac{3}{128\pi^2} \frac{N_c^2 - 1}{N_c} \lambda(q) \left(1 + \frac{c_1}{4\pi} \lambda(q) + \mathcal{O}(\lambda^2) \right), \quad (3.2)$$

in terms of the 't Hooft coupling $\lambda(q)$ at the scale $q = 1/\sqrt{8t}$, and where $c_1 = 0.36593 + 0.0075N_f/N_c$. From Eq. (3.2), we see that the N_f dependence arises at 1 loop and with a small coefficient. Hence, we will generalize t_0 to an arbitrary N_c as³

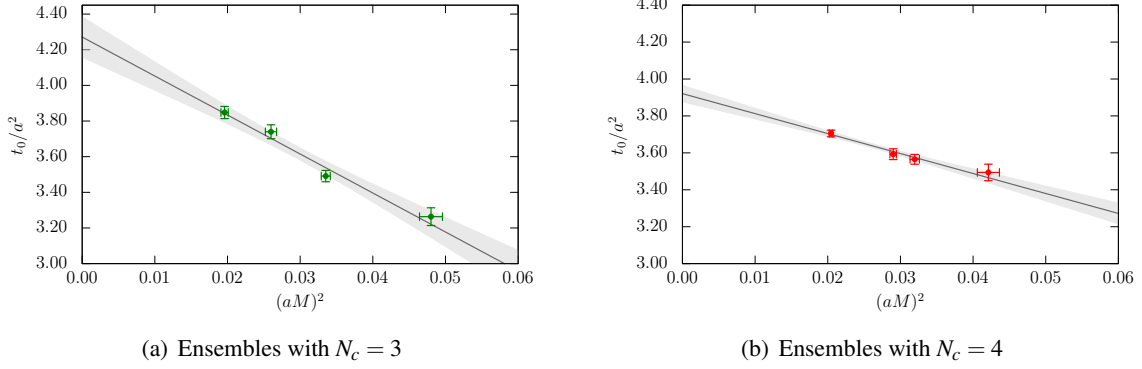
$$\langle t^2 E(t) \rangle \Big|_{t=t_0} = c(N_c) = \frac{N_c^2 - 1}{N_c} 0.1125, \quad (3.3)$$

which is exact up to a very small N_f/N_c correction ($\sim 0.5\%$). We also need the value of t_0 in physical units. This is known from lattice simulations for $N_f = 2$ [12, 13] and $N_f = 3$ [14] degenerate quarks and $M_\pi = 420$ GeV.

$$\sqrt{t_0} \Big|_{M=420 \text{ MeV}}^{N_f=2} = 0.1470(14) \text{ fm}, \quad \sqrt{t_0} \Big|_{M=420 \text{ MeV}}^{N_f=3} = 0.1460(19) \text{ fm} \quad (3.4)$$

²It refers to configurations with autocorrelation.

³The same idea was used in [11].

**Figure 1:** Chiral extrapolation of t_0

Having that, it is easy to extrapolate to $N_f = 4$:

$$\sqrt{t_0} \Big|_{M=420 \text{ MeV}}^{N_f=4} = 0.1450(39) \text{ fm}, \quad (3.5)$$

and our scale setting condition will involve the dimensionless quantity

$$(M\sqrt{t_0}) \Big|_{M=420 \text{ MeV}} = 0.3091(83). \quad (3.6)$$

Furthermore, Eq. (3.6) requires a chiral extrapolation of t_0 to be used. This has been derived in Ref. [15] using chiral perturbation theory and for the case of degenerate flavours is:

$$t_0 = t_0^{ch} (1 + k M^2) + O(M^4), \quad (3.7)$$

In Figs. 1(a) and 1(b), we show the chiral extrapolation of t_0 for $N_c = 3, 4$. This allows to compute the lattice spacing. It can be seen how increasing N_c yields a flatter mass dependence. For $N_c = 5, 6$, only one point is available, so we cannot compute the mass dependence yet. Still, we can estimate the lattice spacing by assuming that t_0 will not change with the mass, which will be very close to reality for these values of N_c . The results are summarized in Table 2. Our results show that the lattice spacing is tuned to the percentage level across the values of N_c .

N_c	a
3	0.0753(4)(20) fm
4	0.0760(2)(20) fm
5	$\lesssim 0.0771(2)(21)$ fm
6	$\lesssim 0.0762(2)(20)$ fm

Table 2: Results for the scale setting. The first error is statistical and the second comes from the uncertainty in t_0 in physical units. For $N_c = 5, 6$ the lattice spacing is just an upper bound, since we have used t_0 measured at a higher mass M_1 , such that $t_0(M_1) > t_0(M = 420 \text{ GeV})$. The mass dependence of t_0 is suppressed in the Large N_c limit, so this effect is expected to be of the order 1%.

4. Kaon Matrix Elements

One reason to generate the ensembles of the previous section was to study the impact of the quenched approximation in the $K \rightarrow \pi$ matrix element, which can be connected to $K \rightarrow \pi\pi$ via chiral perturbation theory. We will use the mixed-action approach (see Ref. [16]), with twisted mass fermions at maximal twist in the valence sector. In this approach, the pseudoscalar mass in the valence sector matches the pseudoscalar mass in the sea with Wilson fermions.

It is known that quenching has a small effect in other quantities, such as F_π . Nevertheless, its systematics are unknown and different for various observables. Therefore, for $K \rightarrow \pi$ they can be relevant and they can alter the subleading $1/N_c$ corrections. At this stage of the project, we can only present results for $N_c = 3$. For the complete formalism, we refer to our previous work [4], in particular, for the calculation of the Wilson coefficients and renormalization constants. Here we will just summarize the most important part.

We start with the $N_f = 4$ effective weak Hamiltonian

$$H_w^{\Delta S=1} = \int d^4x \frac{g_w^2}{4M_W^2} V_{us}^* V_{ud} \sum_{\sigma=\pm} k^\sigma(\mu) \bar{Q}^\sigma(x, \mu), \quad (4.1)$$

where $k^\sigma(\mu) = k^\sigma(M_W) U^\sigma(\mu, M_W)$ are the Wilson coefficients at the scale μ and

$$\bar{Q}^\pm(x, \mu) = Z_Q^\pm(\mu) (J_\mu^{su}(x) J_\mu^{ud}(x) \pm J_\mu^{sd}(x) J_\mu^{uu}(x) - [u \leftrightarrow c]), \quad (4.2)$$

are the effective operators with the renormalization constants, $Z_Q^\pm(\mu)$. With that, we calculate the following ratios on the lattice

$$\bar{R}^\pm \equiv \frac{\langle \pi | \bar{Q}^\pm | K \rangle}{f_K f_\pi m_K m_\pi} = Z_R^\pm(\mu) R_{bare}^\pm, \quad (4.3)$$

and the full $K \rightarrow \pi$ amplitudes

$$A^\pm = k^\pm(\mu) \bar{R}^\pm = k^\pm(M_W) U^\pm(\mu, M_W) Z_R^\pm(\mu) R_{bare}^\pm. \quad (4.4)$$

The numerical values of the coefficients in Eq. (4.4) are given in Table 3. With them, we calculate the ratio of the amplitudes that we can compare to our previous quenched result:

$$\frac{A^-}{A^+} \Big|_{N_c=3, N_f=4} = 4.1(3), \quad \frac{A^-}{A^+} \Big|_{N_c=3, N_f=0} = 2.4(1). \quad (4.5)$$

It can be seen that the effect is of around 60%.

The last step is relating A^\pm to $A_I = \langle K | (H_w^{\Delta S=1})_I | \pi\pi \rangle$ with $I = 0, 2$. This had been done previously to leading order in Chiral Perturbation Theory (see Ref. [17]). We present here the NLO result:

$$\text{Re} \frac{A_0}{A_2} \Big|_{M_\pi, M_D \rightarrow 0, M_K^{\text{phys}}} = \frac{1}{2\sqrt{2}} \left(1 + 3 \frac{A^-}{A^+} \right) - \frac{17}{6\sqrt{2}} \left(1 + \frac{1}{17} \frac{A^-}{A^+} \right) \frac{M_K^2}{(4\sqrt{2}\pi F)^2} \log \frac{M_K^2}{\mu_{eff}^2}$$

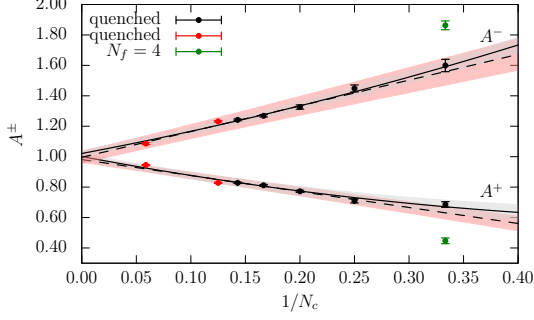
where μ_{eff} is an unknown scale that contains information of the NLO LECs of the effective Chiral Hamiltonian.

The result for the ratio, with a reasonable guess of μ_{eff} between M_ρ^{phys} and 2 GeV, is

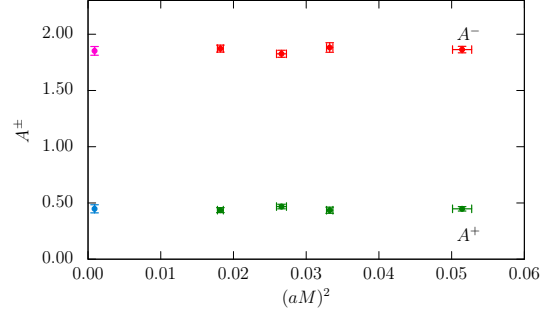
$$\text{Re} \frac{A_0}{A_2} \Big|_{M_\pi, M_D \rightarrow 0, M_K^{\text{phys}}} = 5.3(4)_{\text{stat}}(3) \mu_{eff}. \quad (4.6)$$

Operator	$k_1^\pm(M_W)$	$U^\pm(M_W, \mu)$	$Z_R^\pm(\mu)$	$k_1^\pm U^\pm Z_R^\pm$	A_{chiral}^\pm
Q^+	1.042	0.819	1.035	0.883	0.448(36)
Q^-	0.917	1.464	0.931	1.250	1.852(39)

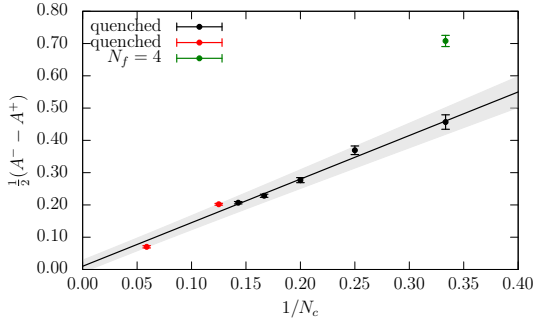
Table 3: Numerical coefficients needed for the full $K \rightarrow \pi$ amplitudes. The last column is the chiral extrapolation of the data points in Fig. 2(b).



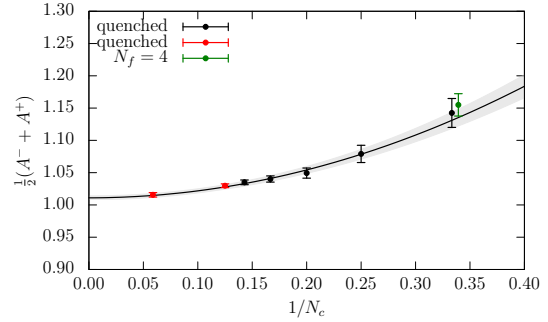
(a) Comparison of A^\pm with the results in the quenched approximation from Refs. [4] (black) and [5] (red).



(b) Lattice results of the A^\pm matrix elements as a function of the mass. We include the chiral extrapolation.



(c) Half-difference of the amplitudes. This is expected to be $O(1/N_c)$ and the effects of quenching are relevant.



(d) Half-sum of the amplitudes. This is expected to be $O(1)$. Quenched results agree with $N_f = 4$.

Figure 2: Numerical results for $K \rightarrow \pi$

5. Conclusions and Outlook

In this work we have presented our dynamical simulations of a $SU(N_c)$ gauge theory with $N_c > 3$ and $N_f = 4$ fundamental fermions. The first motivation for such ensembles was the study of the N_c scaling of the weak decays of kaons, which can have implications for the understanding of the $\Delta I = 1/2$ rule. Whereas we recovered the correct large N_c limit in the quenched approximation, we have seen that quenching had an important effect at $N_c = 3$ and the results from dynamical simulations have a further enhancement. The effect of quark loops seems to affect sizeably only the leading $1/N_c$ corrections (see Figs. 2(c) and 2(d)). Our current result is still far from the experimental value, $\text{Re}(A_0/A_2) \simeq 22$, but some limitations are still present, among them the usage of chiral perturbation theory to relate A^\pm with A_2, A_0 . In future publications, we will include results with $N_c > 3$, and in long term perspective, we intend to calculate the full amplitude, $K \rightarrow \pi\pi$.

In addition, these ensembles can help understanding the systematics of the large N_c limit,

which is often invoked in phenomenological approaches. In particular, we refer to quantities such as scattering parameters or low energy constants of the chiral Lagrangian. We plan to study these in future works. Finally, we have intention to make our ensembles public.

6. Acknowledgments

We acknowledge the support of the European Project InvisiblesPlus H2020-MSCA-RISE-2015 and Elusives H2020-MSCA-ITN-2015//674896-ELUSIVES020-MSCA-ITN-2015. FRL, AD and PH have also received funding through the MINECO project FPA2017-85985-P. In addition, the work of FRL has received funding from the European Unions Horizon 2020 research and innovation program under the Marie Skłodowska-Curie grant agreement No. 713673 and from La Caixa foundation. CP acknowledges support through the Spanish MINECO project FPA2015-68541-P and the Centro de Excelencia Severo Ochoa Programme SEV2016-0597. These simulations have been possible with the resources granted by Finis Terrae II (CESGA), Tirant (UV) and Lluís Vives (UV).

References

- [1] Z. Bai *et al.* [RBC and UKQCD], Phys. Rev. Lett. **115**, no. 21, 212001 (2015) [arXiv:1505.07863].
- [2] T. Blum *et al.*, Phys. Rev. D **91**, no. 7, 074502 (2015) [arXiv:1502.00263].
- [3] N. Ishizuka, K. I. Ishikawa, A. Ukawa and T. Yoshié, arXiv:1809.03893 .
- [4] A. Donini, P. Hernández, C. Pena and F. Romero-López, Phys. Rev. D **94**, no. 11, 114511 (2016) [arXiv:1607.03262].
- [5] A. Donini, P. Hernández, C. Pena and F. Romero-López, EPJ Web Conf. **175**, 13015 (2018) [arXiv:1711.10248].
- [6] L. Del Debbio, A. Patella and C. Pica, Phys. Rev. D **81**, 094503 (2010) [arXiv:0805.2058].
- [7] C. Alexandrou *et al.*, arXiv:1807.00495 .
- [8] S. Aoki and Y. Kuramashi, Phys. Rev. D **68**, 094019 (2003) [hep-lat/0306015].
- [9] Z. Fodor, K. Holland, J. Kuti, S. Mondal, D. Nogradi and C. H. Wong, JHEP **1409**, 018 (2014) [arXiv:1406.0827].
- [10] M. Lüscher, JHEP **1008**, 071 (2010) Erratum: [JHEP **1403**, 092 (2014)] [arXiv:1006.4518].
- [11] M. Cè, M. García Vera, L. Giusti and S. Schaefer, Phys. Lett. B **762**, 232 (2016) [arXiv:1607.05939].
- [12] M. Bruno *et al.* [ALPHA Collaboration], PoS LATTICE **2013**, 321 (2014) [arXiv:1311.5585].
- [13] R. Sommer, PoS LATTICE **2013**, 015 (2014) [arXiv:1401.3270].
- [14] M. Bruno, T. Korzec and S. Schaefer, Phys. Rev. D **95**, no. 7, 074504 (2017) [arXiv:1608.08900].
- [15] O. Bär and M. Golterman, Phys. Rev. D **89**, no. 3, 034505 (2014) Erratum: [Phys. Rev. D **89**, no. 9, 099905 (2014)]
- [16] G. Herdoíza, C. Pena, D. Preti, J. Á. Romero and J. Ugarrío, EPJ Web Conf. **175**, 13018 (2018)
- [17] L. Giusti, P. Hernandez, M. Laine, C. Pena, J. Wennekens and H. Wittig, Phys. Rev. Lett. **98**, 082003 (2007)