

Nuclear parton distributions from the nCTEQ group

A. Kusina*

*Laboratoire de Physique Subatomique et de Cosmologie,
Université Grenoble-Alpes, CNRS/IN2P3,
53 avenue des Martyrs, 38026 Grenoble, France
E-mail: kusina@lpsc.in2p3.fr*

We present the nCTEQ15 global analysis of nuclear parton distribution functions (nPDFs). The main addition to the previous nCTEQ PDFs is the introduction of PDF uncertainties based on the Hessian method. Another important improvement is the inclusion of pion production data from RHIC giving us a handle to constrain gluon PDF. In this presentation we briefly discuss the framework of our analysis and concentrate on the comparison of our results with those of other groups. Additionally we show a first estimate of the impact of the LHC pPb W/Z boson production data on the presented nCTEQ15 PDFs.

*XXIV International Workshop on Deep-Inelastic Scattering and Related Subjects
11-15 April, 2016
DESY Hamburg, Germany*

*Speaker.

1. Introduction

Nucleons and nuclei can be described using the language of parton distribution functions (PDFs) which is based on factorization theorems [1–3]. The case of a free proton is extremely well studied. Several global analyses of free proton PDFs, based on an ever growing set of precise experimental data and on next-to-next-to-leading order theoretical predictions, are regularly updated and maintained [4–7]. The structure of a nucleus can be effectively parametrized in terms of protons bound inside a nucleus and described by nuclear PDFs (nPDFs). These nPDFs contain effects on proton structure coming from the strong interactions between the nucleons in a nucleus. Similarly to the PDFs of free protons, nuclear PDFs are obtained by fitting experimental data including deep inelastic scattering on nuclei and nuclear collision experiments. Moreover, as the nuclear effects are clearly dependent on the number of nucleons, experimental data from scattering on multiple nuclei must be considered. In contrast to the free proton PDFs where quark distributions for most flavors together with the gluon distribution are reliably determined over a large kinematic range, nuclear PDFs precision is not comparable due to the lack of accuracy of the current relevant data. In addition, the non-trivial dependence of nuclear effects on the number of nucleons requires a large data set involving several different nuclei. Nevertheless, nuclear PDFs are a crucial ingredient in predictions for high energy collisions involving nuclear targets, such as the lead collisions performed at the LHC.

In this contribution we present the new nCTEQ15 nuclear PDFs that were recently released [8] and compare them with analyses from other groups providing nPDFs [9–11]. Additionally we present a first estimate of the impact of the pPb LHC W/Z boson production data on the presented nCTEQ15 PDFs.

2. nCTEQ global analysis

In the presented nCTEQ analysis we use mostly charged lepton deep inelastic scattering (DIS) and Drell-Yan process (DY) data that provide respectively 616 and 92 data points. Additionally we include pion production data from RHIC (32 data points) that have potential to constrain the gluon PDF. To better assess the impact of the pion data on our analysis two fits are discussed: (i) the main nCTEQ15 fit using all the aforementioned data, and (ii) nCTEQ15-np fit which does not include the pion data. The framework of the current analysis, including parameterization, fitting procedure and precise prescription for the Hessian method used to estimate PDF uncertainties is defined in ref. [8] to which we refer the reader for details.

In both presented fits, we use 16 free parameters to describe the nPDFs, that comprise 7 gluon, 4 u -valence, 3 d -valence and 2 $\bar{d} + \bar{u}$ parameters. In addition, in the nCTEQ15 case the normalization of the pion data sets is fitted which adds two more free parameters. Both our fits, nCTEQ15 and nCTEQ15-np describe the data very well. Indeed, the quality of the fits as measured by the values of the χ^2/dof (0.81 and 0.84 for the nCTEQ15 and nCTEQ15-np fits respectively), confirms it. Figure 1a shows the bound proton PDFs resulting from the two fits. It clearly shows that the pion data impact the gluon distribution, and to a lesser extent the u_v , d_v and s PDFs. The inclusion of the pion data decreases the lead gluon PDF at larger x ($\gtrsim 10^{-1}$), and increases it at smaller x whereas the error bands are reduced in the intermediate to larger x range. For most of the other

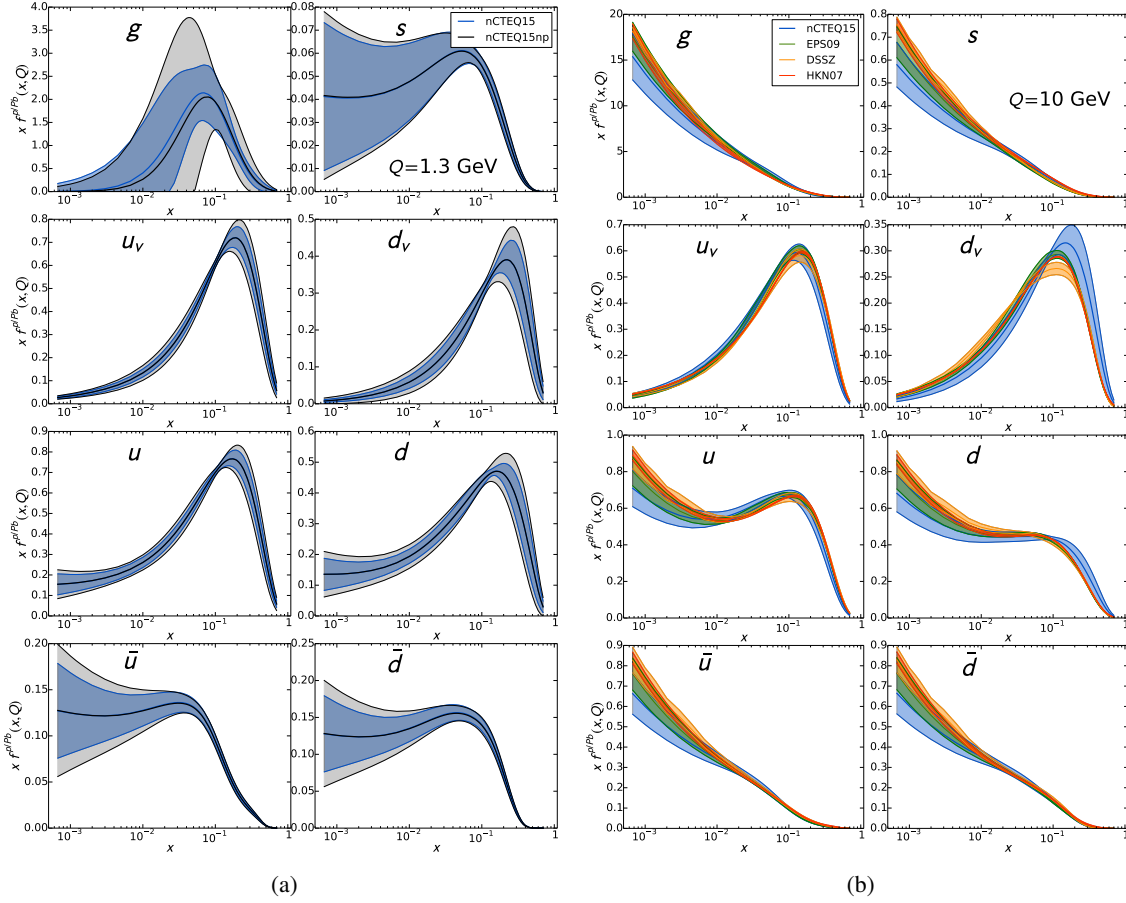


Figure 1: (a) Comparison of bound proton lead PDFs from the nCTEQ15 fit (blue) and the nCTEQ15–np fit without pion data (gray) at the initial scale $Q = 1.3$ GeV. (b) Comparison of the nCTEQ15 fit (blue) with results from other groups: EPS09 (green), DSSZ (orange), HKN07 (red). Shown are bound proton lead PDFs at scale $Q = 10$ GeV.

PDF flavors, the change in the central value is minimal. For these other PDFs, the inclusion of the pion data generally decreases the size of the error band.

3. Comparison with other nPDFs

We now compare the nCTEQ15 PDFs with other recent nuclear parton distributions in the literature, in particular HKN07 [9], EPS09 [10], and DSSZ [11]. Our data set selection and technical aspects of our analysis are closest to that of EPS09 on which we focus our comparison. As an example in Fig. 1b we present comparison of the bound proton lead PDFs at the scale $Q = 10$ GeV from the different groups.

For most flavors, \bar{u} , \bar{d} , s and g , there is a reasonable agreement between predictions. Even though, for the gluon, there is a larger spread in the predictions from the various PDF sets; we can see a distinct shape predicted by the nCTEQ15 and EPS09 fits whereas HKN07 and DSSZ have similar, much flatter behavior in the small to intermediate x region and deviates from each other in

the higher x region; however, all these differences are nearly contained within the PDF uncertainty bands.

Examining the u - and d -valence distributions, one can see that HKN07, EPS09, DSSZ sets agree quite closely with each other throughout the x range. While the nCTEQ15 fit uncertainty bands generally overlap with the other sets, we see on average the u_v distribution is softer while the d_v distribution is harder. This difference highlights an important feature of the nCTEQ15 fit; namely, that the u_v and d_v are allowed to be independent, whereas other groups assume the corresponding nuclear corrections to be identical. There is no physical motivation to assume the u_v and d_v nuclear corrections to be universal however the sensitivity of the currently available data to these differences is limited,¹ which allows for good data description even with this assumption.

This additional freedom in the nCTEQ15 valence distributions results in the difference between the bound proton valence distributions that is seen in Fig. 1b. Even though the difference is substantial we need to remember that the bound proton distributions are not really objects of interest, they are merely a very convenient way of parameterizing the actual quantities that are physically important – the full nuclear PDFs. The nuclear PDFs provide the distributions of partons in the whole nucleus and are combinations of bound proton and bound neutron PDFs

$$f^A = Z/A f^{p/A} + (A - Z)/Z f^{n/A}, \tag{3.1}$$

with Z being the number of protons and A the number of protons and neutrons in the nucleus. If we examine the differences between the full nuclear PDFs of the different groups, Fig. 2, we can see that the agreement between valence distributions is excellent. This means that the relatively big discrepancy on the level of bound proton valence PDFs vanishes due to the averaging of u and d distributions occurring when bound proton and bound neutron PDFs are summed.

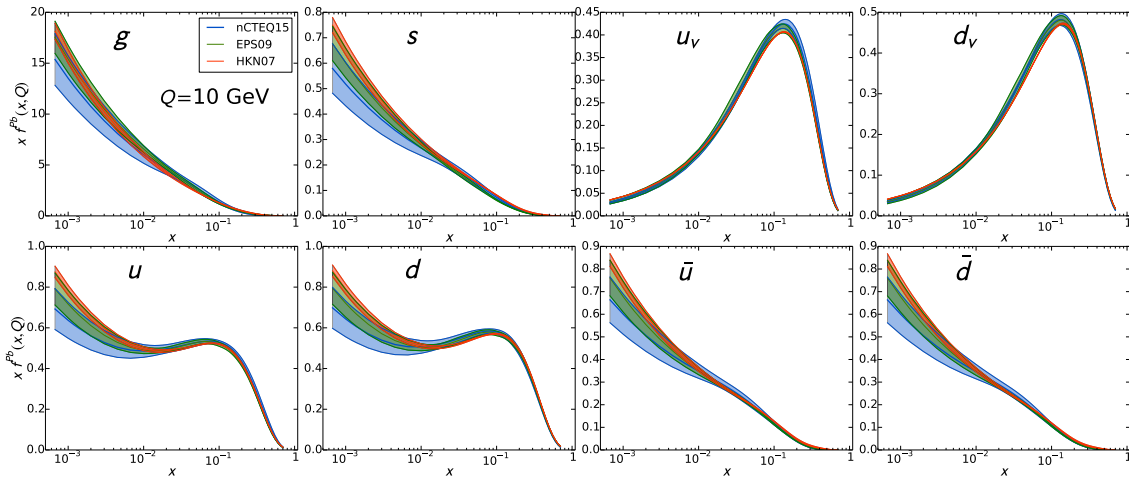


Figure 2: Full nuclear lead PDFs from different groups at the scale of $Q = 10$ GeV.

¹One of the reasons for this lack of sensitivity is the fact that older DIS data have been corrected for the neutron access and in turn have lost its ability to distinguish between u_v and d_v distributions.

4. Impact of the LHC data

The LHC proton-lead runs provide data that can be very valuable for constraining the nPDFs. One important example of such data is W and Z boson production. We are currently using the already available vector boson data [12–17] to estimate their impact on the nCTEQ15 PDFs using the reweighting technique. We show here preliminary results of this study the full results will be available soon [18]. To perform the reweighting we employ the original weight definition introduced in [19], additionally accounting for the tolerance criterion used in our fit as advocated in [20, 21]. In Fig. 3 we show the effect of these data on PDFs by comparing u and \bar{d} distributions before and after the reweighting. The effects are currently limited mainly due to the rather large experimental uncertainties of the data. The dominant effect is coming from the CMS W^\pm measurement which features the smallest errors. Similar conclusions have been obtained by the EPS group [21] where also jet data have been used showing their potential for constraining the nuclear gluon. More pPb data will be collected this year which should provide more stringent constraints on the current nPDFs. Additionally, even with the current limited precision of the pPb data including them directly into the nPDF fits could allow to open new degrees of freedom (e.g. strange) leading to more realistic nPDFs (this effects are, however, hard to estimate using the reweighting technique).

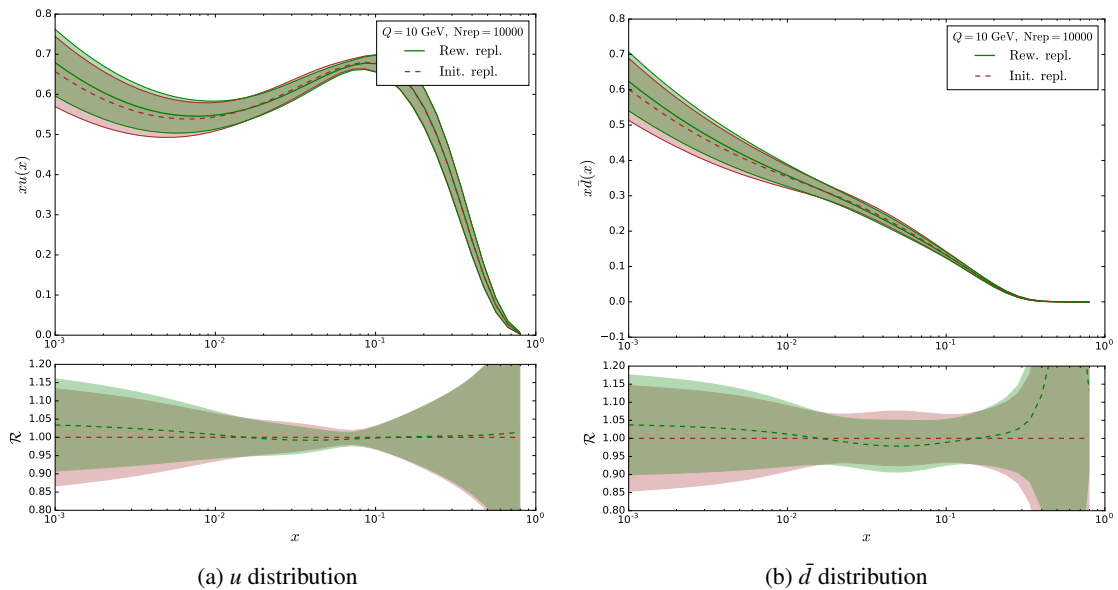


Figure 3: Comparison of PDFs after and before the reweighting procedure.

5. Conclusions

We have presented the recent nCTEQ15 nuclear PDFs. The analysis have been performed in the CTEQ framework and used Hessian method to determine PDF errors. The resulting nPDFs are publicly available in our internal PDS format (with corresponding interface) as well as in the new LHAPDF6 format. They can be downloaded from the nCTEQ [22] and LHAPDF [23] websites.

We find relatively good agreement between our nCTEQ15 nPDFs and those from other groups especially with EPS09. However, there are certain differences in both methodologies and results. One of them is the difference in treatment of the valence distributions which leads to differences at the level of bound proton PDFs which, however, vanish when full nuclear PDFs are constructed.

The errors of the nCTEQ15 PDFs are comparable in size to those of EPS09 but they tend to be bigger than the HKN and DSSZ ones. Even with these relative consistency in the error determination it should be kept in mind that nPDF errors are still significantly underestimated. This is caused by the limited number of free parameters in the fitting procedure and assumptions like the one on the valence distributions. Unfortunately this kind of assumptions are currently unavoidable due to the lack of experimental data covering different kinematic regions.

The LHC pPb (and to a lesser extent PbPb) data have the potential to help further constrain nPDFs and in particular to obtain better sensitivity to the difference between u_v and d_v distributions. Unfortunately their current precision is still limited but more data will be available this year.

References

- [1] J. C. Collins, D. E. Soper, and G. F. Sterman, *Nucl.Phys.* **B261** (1985) 104.
- [2] G. T. Bodwin, *Phys.Rev.* **D31** (1985) 2616.
- [3] J.-w. Qiu, *Nucl.Phys.* **A715** (2003) 309–318, [nucl-th/0211086](#).
- [4] A. Martin, W. Stirling, R. Thorne, and G. Watt, *Eur.Phys.J.* **C63** (2009) 189–285, [0901.0002](#).
- [5] J. Gao, *et al.*, *Phys.Rev.* **D89** (2014), no. 3 033009, [1302.6246](#).
- [6] R. D. Ball, *et al.*, *Nucl.Phys.* **B867** (2013) 244–289, [1207.1303](#).
- [7] J. Owens, A. Accardi, and W. Melnitchouk, *Phys.Rev.* **D87** (2013), no. 9 094012, [1212.1702](#).
- [8] K. Kovarik *et al.*, *Phys. Rev.* **D93** (2016), no. 8 085037, [1509.00792](#).
- [9] M. Hirai, S. Kumano, and T.-H. Nagai, *Phys.Rev.* **C76** (2007) 065207, [0709.3038](#).
- [10] K. Eskola, H. Paukkunen, and C. Salgado, *JHEP* **0904** (2009) 065, [0902.4154](#).
- [11] D. de Florian, R. Sassot, P. Zurita, and M. Stratmann, *Phys.Rev.* **D85** (2012) 074028, [1112.6324](#).
- [12] ATLAS Collaboration, G. Aad *et al.*, *Phys. Rev.* **C92** (2015), no. 4 044915, [1507.06232](#).
- [13] ATLAS Collaboration, ATLAS-CONF-2015-056.
- [14] CMS Collaboration, V. Khachatryan *et al.*, [1512.06461](#).
- [15] CMS Collaboration, V. Khachatryan *et al.*, *Phys. Lett.* **B750** (2015) 565–586, [1503.05825](#).
- [16] LHCb Collaboration, R. Aaij *et al.*, *JHEP* **09** (2014) 030, [1406.2885](#).
- [17] ALICE Collaboration, K. J. Senosi, *PoS Bormio2015* (2015) 042, [1511.06398](#).
- [18] In preperation, “Reweighting nPDFs with LHC pPb data”.
- [19] W. T. Giele and S. Keller, *Phys. Rev.* **D58** (1998) 094023, [hep-ph/9803393](#).
- [20] H. Paukkunen and P. Zurita, *JHEP* **12** (2014) 100, [1402.6623](#).
- [21] N. Armesto, *et al.*, [1512.01528](#).
- [22] “nCTEQ website”. <http://ncteq.hepforge.org/>.
- [23] “LHAPDF website”. <https://lhapdf.hepforge.org/>.