

High-energy emission from NGC 5506, the brightest hard X-ray Narrow Line Seyfert 1 galaxy

Simona Soldi*

Laboratoire AIM - CNRS - CEA/DSM - Université Paris Diderot (UMR 7158), CEA Saclay,
DSM/IRFU/SAP, F91191 Gif-sur-Yvette, France

E-mail: simona.soldi@cea.fr

Volker Beckmann

François Arago Centre, APC, Université Paris Diderot, CNRS/IN2P3, CEA/DSM, Observatoire
de Paris, 13 rue Watt, 75205 Paris Cedex 13, France

Neil Gehrels

NASA Goddard Space Flight Center, Astrophysics Science Division, Code 661, Greenbelt, MD
20771, USA

Sandra De Jong

François Arago Centre, APC, Université Paris Diderot, CNRS/IN2P3, CEA/DSM, Observatoire
de Paris, 13 rue Watt, 75205 Paris Cedex 13, France

Piotr Lubiński

Nicolaus Copernicus Astronomical Center, Polish Academy of Sciences ul. Rabianska 8, 87-100
Torun, Poland

We present results on the hard X-ray emission of NGC 5506, the brightest narrow line Seyfert 1 galaxy above 20 keV. All the recent observations by *INTEGRAL*, *Swift* and *Suzaku* have been analysed and spectral analysis during nine separated time periods has been performed. While flux variations by a factor of 2 were detected during the last 7 years, only moderate spectral variations have been observed, with the hint of a hardening of the X-ray spectrum and a decrease of the intrinsic absorption with time. Using *Suzaku* observations it is possible to constrain the amount of Compton reflection to $R = 0.6 - 1.0$, in agreement with previous results on the source. The signature of Comptonisation processes can also be found in the detection of a high-energy cut-off during part of the observations, at energies $E_C \geq 40 - 100$ keV. When a Comptonisation model is applied to the *Suzaku* data, the temperature and the optical depth of the Comptonising electron plasma are measured at $kT_e = 60 - 80$ keV and $\tau = 0.6 - 1.0$, respectively. The properties inferred for NGC 5506 in this study agree with those based on other data sets for the same AGN, and fit the picture of NLS1 having in general lower high-energy cut-offs at hard X-rays than their broad line equivalent.

Narrow-Line Seyfert 1 Galaxies and their place in the Universe - NLS1,
April 04-06, 2011
Milan Italy

*Speaker.

1. Introduction

In the X-rays below 10 keV, narrow line Seyfert 1 galaxies (NLS1) have characteristics that distinguish them from the broad line objects: they present a soft-excess, strong X-ray variability, a steep X-ray continuum ($\Gamma = 2.1 - 2.2$) and a sharp decrease at about 7 keV, interpreted as due to partial covering or to reflection and light bending effects [1]. On the other hand, the hard X-ray properties of NLS1 are not yet well defined, as only a handful of objects has been studied in detail up to now. A work on a small sample of NLS1 observed with *INTEGRAL* suggested the presence of a relatively low temperature of the electron plasma responsible for the Comptonisation at the origin of the X-ray emission [2]. This lower temperature (when compared to broad line Seyfert 1) is an indication of a more efficient cooling of the emitting plasma that could be related to the higher accretion rates of NLS1 and, therefore, to a higher density of their accretion flow. This would fit the scenario of NLS1 representing a class of AGN that are in rapid evolution and have not yet accreted enough mass to have $10^{8-9} M_{\odot}$ black holes [3, 4].

The nearby AGN NGC 5506 ($z = 0.0062$) is one of the most luminous and brightest Seyfert galaxies in the hard X-rays and turned out to be the brightest NLS1 in this energy band. Due to its brightness, it has been observed by several satellites since the beginning of X-ray astronomy. Even though the flux below 10 keV changed by a factor of 3.5 over the time of *BeppoSAX* observations, only little or no variations of the hard X-ray flux nor of the X-ray spectral shape were detected [5]. Similarly, a study of the variability of NGC 5506 with *RXTE* data indicates little energy dependence of the variability in the X-ray band below 15 keV [6] and a variability rather on time scales of several months in the hard X-ray domain [7].

We present here preliminary results on the emission of NGC 5506 above 20 keV as measured with the present hard X-ray satellites, *INTEGRAL* [8], *Swift* [9] and *Suzaku* [10], which allow us to follow the behaviour of this source across 7 years of observations.

2. Recent hard X-ray observations

Since 2002, *INTEGRAL* has collected a total of 515 ks and 135 ks of effective exposure time on NGC 5506 with its high-energy instruments IBIS/ISGRI [11] and JEM-X [12], respectively. All these data have been analysed using version 9.0 of the Offline Scientific Analysis Software (OSA) and the spectra have been extracted using the standard OSA spectral extraction.

Thanks to its large field of view and to the observing strategy focused on GRB follow-ups, *Swift*/BAT has monitored NGC 5506 regularly for more than 5 years. The hard X-ray light curve of this source reported in Fig. 1 is provided by the BAT 58-month survey¹ [13]. Four *Swift* pointed observations of the source have been performed in May–June 2009 and January 2010, for a total of 13 ks of dead-time corrected XRT exposure. These data have been analysed with the *Swift* software version 3.4 distributed with the HEASoft 6.7.0 package and the latest available calibration files.

Suzaku observed NGC 5506 during three pointed observations in August 2006 and January 2007, for a total of about 150 ks effective exposure. The XIS spectra have been extracted using the HEASoft 6.8.0 package and the calibration files released in March 2010. 3×3 and 5×5 modes events were reprocessed with the recent software and merged before the spectral extraction. The

¹<http://swift.gsfc.nasa.gov/docs/swift/results/bs58mon/>

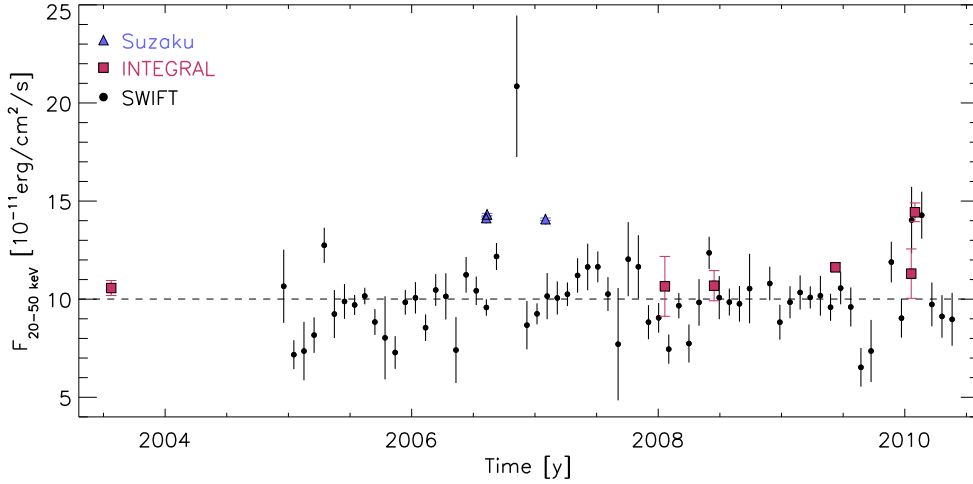


Figure 1: 20–50 keV light curve of NGC 5506 as observed with *Swift*/BAT (binned to 30 days; black circles), *INTEGRAL*/IBIS/ISGRI (red squares) and *Suzaku*/PIN (blue triangles).

spectra of the front-illuminated CCDs (XIS0, XIS2 and XIS3) have been added together. The HXD/PIN data have been reprocessed with standard cuts using the HEASoft 6.7.0 package.

3. Spectral analysis

IBIS/ISGRI observations close in time (within maximum 3 weeks) have been grouped to obtain a sufficient S/N for the spectral analysis. Only periods where a quasi-simultaneous coverage in the soft (< 10 keV with JEM-X, XRT or XIS) and hard (> 20 keV with ISGRI or PIN) X-ray band was available have been considered for the spectral analysis (Table 3.1). The spectra have been fitted with a simple absorbed power law model, modified by a high-energy cut-off and a Compton reflection component (PEXRAV model), when statistically required. The disc inclination angle has been fixed to $\theta = 40^\circ$ [14] and the iron abundances to solar values.

The high S/N ratio spectra obtained with *Suzaku*/XIS show a much higher complexity than the JEM-X and XRT spectra. Two or three iron lines, an Fe edge and a strong soft excess are present in these spectra (see also [15]). As the main focus of our work is the hard X-ray emission of NGC 5506, we restricted the fit to the data above 1.5 keV, in order to avoid the soft excess component, we fixed the energy of the lines and edge ($E_{\text{FeI}} = 6.4$ keV, $E_{\text{FeXXV}} = 6.7$ keV, $E_{\text{FeXXVI}} = 6.97$ keV, $E_{\text{Fe edge}} = 7.1$ keV, in the source rest frame; Fig. 2) and we do not further discuss here the properties of these features. Beside the PEXRAV model, the *Suzaku* data have been also fitted with a more physical Comptonisation model (COMPPS). In this case, we used a slab geometry and seed photons from a multicolor disc with a temperature fixed to $kT_{\text{bb}} = 0.1$ keV.

A cross-calibration factor has been added to all fitting models. The normalization of PIN data relative to XIS data was fixed to $C_{\text{PIN}} = 1.16$ (observations at the XIS nominal position²). The cross-calibration factor of JEM-X relative to ISGRI has been fitted for the strictly simultaneous,

²<http://heasarc.nasa.gov/docs/suzaku/analysis/abc/node8.html>

Instr.	Obs.	model	N_{H} [10^{22} cm^{-2}]	Γ/τ	$E_{\text{C}}/kT_{\text{e}}$ [keV]	R	$\chi_{\text{red}}^2/\text{dof}$
J2+ISGRI	July 2003	pexrav	3.5 ± 2.5	2.3 ± 0.2	-	$2.3^{+2.7}_{-1.4}$	0.9/11
XIS+PIN	Aug 8–10, 2006	pexrav	3.28 ± 0.07	2.01 ± 0.04	-	1.0 ± 0.2	1.04/271
		compPS	3.12 ± 0.07	0.6 ± 0.2	81 ± 14	$1.4^{+0.3}_{-0.2}$	1.09/270
XIS+PIN	Aug 11–12, 2006	pexrav	3.35 ± 0.07	2.03 ± 0.04	-	0.9 ± 0.2	0.91/270
		compPS	$3.20^{+0.07}_{-0.06}$	0.7 ± 0.2	70 ± 12	1.3 ± 0.2	1.02/269
XIS+PIN	Jan 2007	pexrav	3.17 ± 0.07	1.93 ± 0.04	-	$0.6^{+0.2}_{-0.1}$	1.06/270
		compPS	3.06 ± 0.07	$1.0^{+0.3}_{-0.2}$	64^{+17}_{-16}	0.9 ± 0.2	1.11/269
J1+ISGRI	Jan 2008	pexrav	3	$1.8^{+0.2}_{-0.3}$	-	1	0.8/7
J1+ISGRI	June 2008	pexrav	3	2.1 ± 0.2	-	1	0.61/13
		pexrav	3	2.1 ± 0.2	> 40	-	0.65/12
XRT+ISGRI	May–June 2009	pexrav	2.6 ± 0.2	$1.67^{+0.1}_{-0.09}$	-	1	0.84/202
J2+ISGRI	Jan 14–25, 2010	pexrav	3	$2.1^{+0.1}_{-0.2}$	-	1	0.5/8
XRT+ISGRI	Jan 29–30, 2010	pexrav	$2.5^{+0.4}_{-0.3}$	1.4 ± 0.2	36^{+85}_{-15}	< 1.1	1.16/79

Table 1: Best fit parameters for the 9 data sets of NGC 5506 analysed in this study. All fits include the additional component WABS to account for absorption, and, when fitting the *Suzaku* spectra, 3 Gaussian lines and an edge have been added to obtain the final model. When no uncertainties are reported, the parameter has been fixed to the corresponding value during the fitting procedure. When no provided, the values of reflection and high-energy cut-off have been fixed to $R = 0$ and $E_{\text{C}} = 800 \text{ keV}$, i.e. corresponding to no reflection and no cut-off in the fitted range.

on-axis observation (July 2003), resulting in $C_{\text{JEM-X}} = 0.9 \pm 0.2$, and then it was fixed to this value for all other observation periods. The ISGRI cross-calibration factor relative to XRT was left free to vary and assumed the values $C_{\text{ISGRI}} = 1.9^{+0.9}_{-0.6}$, 0.7 ± 0.3 , $1.0^{+0.4}_{-0.3}$, for the May-June 2009, Jan 29–30, 2010, and the total XRT+ISGRI observations, respectively.

Errors quoted in this work are at the 90% confidence level.

3.1 Comptonisation features and spectral variability

At hard X-rays, NGC 5506 shows flux variations up to a factor of 2 on time scales of years (Fig. 1). In order to investigate the variability of the source parameters across the 7 years of observations, and to have comparable results in the different time periods, we fitted all the spectra with a PEXRAV model modified by intrinsic absorption (fixed to $N_{\text{H}} = 3 \times 10^{22} \text{ cm}^{-2}$ where not constrained). During none of the nine observational periods it is possible to simultaneously constrain both the high-energy cut-off and the reflection fraction R ³. For all but one period (Jan 29–30, 2010), the best fit is achieved when assuming no high-energy cut-off and a reflection component either free to vary ($R = 0.6 - 2.3$) or fixed to the average value of $R = 1$. For the Jan 29–30, 2010 spectrum, a cut-off at $E_{\text{C}} = 36^{+85}_{-15} \text{ keV}$ and an upper limit at $R < 1.1$ for the reflection fraction provide the best fit. For the June 2008 spectrum, a slightly worse fit, but still with $\chi_{\text{red}}^2 \ll 1$, is obtained with no reflection and a lower limit at $E_{\text{C}} > 40 \text{ keV}$ for the high-energy turnover. Only

³ R is defined here as the relative amount of reflection compared to the directly viewed primary continuum

when fitting the total XRT+ISGRI spectra, the high-energy cut-off and the reflection fraction can be simultaneously measured, resulting in $E_C = 113_{-37}^{+106}$ keV, $R = 1.2_{-0.9}^{+1.9}$.

The intrinsic absorption shows limited variations in the range $N_H = 2.5 - 3.5 \times 10^{22} \text{ cm}^{-2}$, whereas the power law photon index varies between $\Gamma = 1.4$ and $\Gamma = 2.3$, with an average value of $\langle \Gamma \rangle = 1.9 \pm 0.3$ (Fig. 3). The only constraining values for the reflection fraction can be obtained with the *Suzaku* spectra (Fig. 2), providing $R = 0.6 - 1$, when the spectra are fitted with the PEXRAV model, and $R = 0.9 - 1.4$ when the COMPPS model is used. With the latter model, we find values of the optical depth and temperature of the plasma cloud of $\tau = 0.6 - 1.0$ and $kT_e = 64 - 81$ keV, respectively, which translate into a high-energy cut-off at $E_C \approx 120 - 160$ keV in the photon spectrum. It is important to notice that the COMPPS model does not provide a statistically better fit than the PEXRAV model for the 3 *Suzaku* spectra and that the relatively low upper energy boundary of the PIN spectra (~ 50 keV) does not make this instrument the most suitable one for measur-

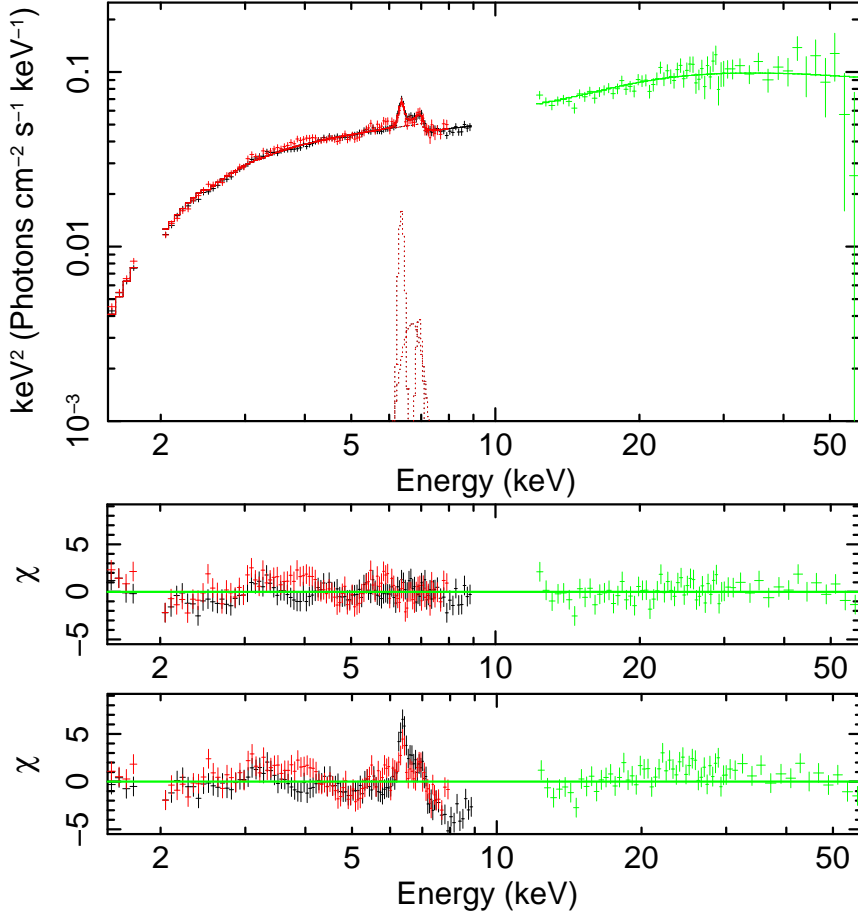


Figure 2: *Top:* *Suzaku* XIS+PIN spectra of NGC 5506 during the August 8–10, 2006 observation (XIS front-illuminated units in black, back-illuminated in red). The spectra are fitted with a pexrav model, modified by intrinsic absorption, to which 3 gaussians at 6.4, 6.7 and 6.97 keV and an iron edge at 7.1 keV have been added. *Center:* Residuals to the fit with the above model. *Bottom:* Residuals to the fit with a simple absorbed power law model.

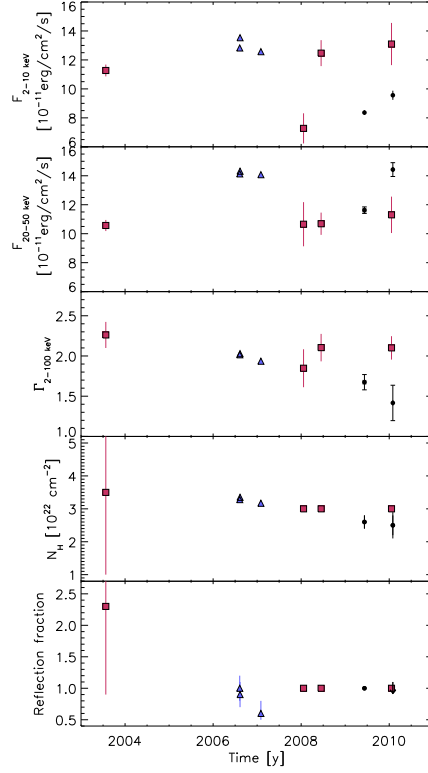


Figure 3: Evolution of the spectral parameters with time, as measured by *Suzaku* (blue triangles), *INTEGRAL* and *Swift* (JEM-X+ISGRI red squares; XRT+ISGRI black circles). The spectra have been fitted with a pexrav model with N_{H} fixed to $3 \times 10^{22} \text{ cm}^{-2}$ and R fixed to 1 when it is not possible to constrain them. Fluxes are unabsorbed.

ing turnovers around 100 keV. A more exhaustive analysis of the mean spectral properties of this source, exploring a wider parameter space and including *XMM-Newton* data, will be presented in Lubinski et al. (in preparation).

4. Discussion and conclusions

The intrinsic hard X-ray spectrum of NGC 5506 measured with *INTEGRAL*, *Swift* and *Suzaku* data is well represented by a power law with $\Gamma = 1.9$, modified by a reflection fraction $R = 1$ and a high-energy cut-off at $E_{\text{C}} \geq 40 - 110 \text{ keV}$. During previous observations with *BeppoSAX*, *XMM-Newton* and *INTEGRAL* [16, 17, 5, 18], this NLS1 showed similar properties to those revealed by our study, with a spectrum with photon index $\Gamma \simeq 2$, a strong Compton reflection with $R = 1 - 3$ but only lower limits at 100–200 keV for the high-energy cut-off. In spite of the observed flux variations, NGC 5506 spectral shape seems to be quite stable, with only a hint of hardening of the spectrum and decreasing intrinsic absorption during the recent hard X-ray observations.

The intrinsic spectrum of NGC 5506 is found to be consistent with that observed in average for NLS1. An early work with a limited sample of 5 NLS1 detected with *INTEGRAL* found an average steep spectrum at hard X-rays with $\Gamma \approx 2.6$, interpreted as due to the presence of an unconstrained

cut-off at $E_C \leq 60$ keV [2]. More recent results on a sample of 14 hard X-ray selected NLS1 have been presented by [19–21]. The average hard X-ray NLS1 spectrum results to be only slightly softer, with $\Gamma_{\text{NLS1}} = 2.0 - 2.3$, compared to that of BLS1 ($\Gamma_{\text{BLS1}} = 1.7 - 2.2$ [19, 21, 22]). This is again possibly due to the presence of a cut-off in the NLS1 hard X-ray spectrum at lower energies of $E_C \sim 50 - 60$ keV [19, 20] compared to the values of $E_C \geq 100$ keV observed in BLS1 [19, 20, 22] and Seyfert 1 galaxies in general ($E_C \sim 90$ keV; [18]).

A quite large discrepancy is found in the estimate of the black hole mass of this object, with values ranging from 2×10^6 to $10^8 M_\odot$ [23–26]. With a 0.1–300 keV luminosity of $L = 6 \times 10^{43}$ erg s $^{-1}$ and assuming a twice as large bolometric luminosity, NGC 5506 presents an Eddington ratio of $L_{\text{bol}}/L_{\text{Edd}} = 0.01 - 0.5$. A black hole of few $10^6 M_\odot$ fits better the scenario of NGC 5506 belonging to a class of AGN in an early evolutionary state and powered by extreme accretion rates. In addition, a low mass would also agree with the lack of strong relativistic broadening of the broad Fe K α line recently detected in this AGN [14].

Acknowledgments

S.S. acknowledges the Centre National d’Etudes Spatiales (CNES) for financial support. Part of the present work is based on observations with *INTEGRAL*, an ESA project with instruments and science data centre funded by ESA member states with the participation of Russia and the USA.

References

- [1] L. C. Gallo, *Investigating the nature of narrow-line Seyfert 1 galaxies with high-energy spectral complexity*, *MNRAS* **368** (2006) 479
- [2] A. Malizia, L. Bassani, A. J. Bird et al., *First high-energy observations of narrow-line Seyfert 1s with INTEGRAL/IBIS*, *MNRAS* **389** (2008) 1360
- [3] S. Mathur, *Narrow-line Seyfert 1 galaxies and the evolution of galaxies and active galaxies*, *MNRAS* **314** (2000) 17
- [4] B. M. Peterson, I. M. McHardy, B. J. Wilkes et al., *X-Ray and Optical Variability in NGC 4051 and the Nature of Narrow-Line Seyfert 1 Galaxies*, *ApJ* **542** (2000) 161
- [5] M. Dadina, *BeppoSAX observations in the 2–100 keV band of the nearby Seyfert galaxies: an atlas of spectra*, *A&A* **461** (2007) 1209
- [6] P. Uttley & I. M. McHardy, *X-ray variability of NGC 3227 and 5506 and the nature of active galactic nucleus ‘states’*, *MNRAS* **363** (2005) 586
- [7] V. Beckmann, S. D. Barthelmy, T. J.-L. Courvoisier et al., *Hard X-ray variability of active galactic nuclei*, *A&A* **475** (2007) 827
- [8] C. Winkler, T. J.-L. Courvoisier, G. Di Cocco et al., *The INTEGRAL mission*, *A&A* **411** (2003) 1
- [9] N. Gehrels, G. Chincarini, P. Giommi et al., *The Swift Gamma-Ray Burst Mission*, *ApJ* **611** (2004) 1005
- [10] K. Mitsuda, M. Bautz, H. Inoue et al., *The X-Ray Observatory Suzaku*, *PASJ* **59** (2007) 1
- [11] F. Lebrun, J. P. Leray, P. Lavocat et al., *ISGRI: The INTEGRAL Soft Gamma-Ray Imager*, *A&A* **411** (2003) 141

- [12] N. Lund, C. Budtz-Jørgensen, N. J. Westergaard et al., *JEM-X: The X-ray monitor aboard INTEGRAL*, *A&A* **411** (2003) 231
- [13] W. Baumgartner et al., submitted to *ApJS* (2011)
- [14] M. Guainazzi, S. Bianchi, G. Matt et al., *Final verdict from XMM-Newton: the X-ray obscured Seyfert galaxy NGC 5506 has a broad Fe K α line*, *MNRAS* **406** (2010) 2013
- [15] T. Miyazawa, Y. Haba, H. Kunieda, *Broad-Band Temporal and Spectral Variation of 36 Active Galactic Nuclei Observed with Suzaku*, *PASJ* **61** (2009) 1331
- [16] G. Matt, M. Guainazzi, G. C. Perola et al., *The complex iron line of NGC 5506*, *A&A* **377** (2001) L31
- [17] S. Bianchi, I. Balestra, G. Matt et al., *The recent X-ray history of NGC 5506*, *A&A* **402** (2003) 141
- [18] V. Beckmann, S. Soldi, C. Ricci et al., *The second INTEGRAL AGN catalogue*, *A&A* **505** (2009) 417
- [19] C. Ricci, R. Walter, T. J.-L. Courvoisier, S. Paltani, *Reflection in Seyfert Galaxies and the Unified Model of AGN*, *A&A* **in press** (2011) [arXiv:1104.3676]
- [20] C. Ricci, *The average hard X-ray spectra of NLS1*, in *Proceedings of the Workshop Narrow-Line Seyfert 1 Galaxies and Their Place in the Universe*, *POS (NLS1)* 021 (2011).
- [21] F. Panessa, *The INTEGRAL Narrow-Line Seyfert 1 Galaxies*, in *Proceedings of the Workshop Narrow-Line Seyfert 1 Galaxies and Their Place in the Universe*, *POS (NLS1)* 022 (2011).
- [22] M. Molina, L. Bassani, A. Malizia et al., *The INTEGRAL complete sample of type 1 AGN*, *MNRAS* **399** (2009) 1293
- [23] K. Hayashida, S. Miyamoto, S. Kitamoto et al., *Central Black Hole Masses in Active Galactic Nuclei Inferred from X-Ray Variability*, *ApJ* **500** (1998) 642
- [24] I. E. Papadakis, *The scaling of the X-ray variability with black hole mass in active galactic nuclei*, *MNRAS* **348** (2004) 207
- [25] W. Bian & K. Gu, *The Eddington Ratios in Seyfert 2 Galaxies with and without Hidden Broad-Line Regions*, *ApJ* **657** (2007) 159
- [26] M. Nikołajuk, B. Czerny, P. Gurynowicz, *NLS1 galaxies and estimation of their central black hole masses from the X-ray excess variance method*, *MNRAS* **394** (2009) 2141