

Neutrino matter with PLANCK

Stéphane Plaszczyński^{*†}

LAL, Univ Paris-Sud, CNRS/IN2P3, Orsay, France.

E-mail: plaszczy@lal.in2p3.fr

After reviewing the main mechanisms by which cosmological measurements constrain the sum of neutrino masses, I give the current reached upper limits, emphasizing the level of model-dependence. A large improvement is to be expected with PLANCK's satellite data, on which I give some news, in particular due to the characterization of the CMB-lensing effect. It will however require a thorough control of many systematics effects upon which progress has been made recently.

Identification of Dark Matter 2010-IDM2010

July 26-30, 2010

Montpellier France

^{*}Speaker.

[†]on behalf of PLANCK collaboration

1. Neutrino masses in cosmology

1.1 Neutrino physics

During the last decade, a tremendous amount of oscillations experiments brought the clue that neutrinos do have a mass and therefore contribute to the matter budget of the universe [1]. These experiments aim at measuring the full leptonic mixing matrix (similar to the CKM one for fermions) *i.e.* masses and mixing angles. Unfortunately the oscillation probabilities are related to the difference squared mass of the eigenstates and one is therefore left with a floating absolute normalization. Also, the sign is only experimentally accessible for solar neutrinos (related to Δm_{21}^2) The combination, through a complicated global fit, gives [1]:

$$\begin{aligned} m_2^2 - m_1^2 &= (7.67 \pm 0.22) 10^{-5} \text{ eV}^2 \\ |m_3^2 - m_1^2| &= (2.40 \pm 0.15) 10^{-3} \text{ eV}^2 \end{aligned} \quad (1.1)$$

where m_i denote the mass eigenstates. The absolute value in these measurements leads to two solutions: the normal and inverted hierarchies, illustrated on Fig.1.

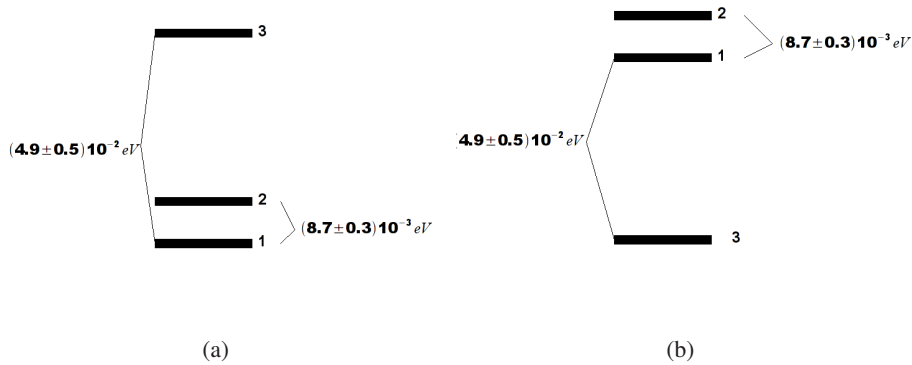


Figure 1: Neutrinos mass pattern obtained in the normal (a) / inverted (b) schemes.

The absolute mass scale (level 0) is unknown, but one can get a lower bound by assuming the lighter state to be massless:

$$M_\nu \gtrsim 0.05(0.10) \text{ eV} \quad (1.2)$$

for the normal (inverted) hierarchy.

The challenging measurement of neutrino masses in direct β decays gives the most direct access to the absolute scale m_0 . Current results [2] gives an upper bound of $m_0 \lesssim 2 \text{ eV}$ which gives conservatively:

$$M_\nu \lesssim 6 \text{ eV} \quad (1.3)$$

One waits eagerly for some new results by the 10m spectrometer KATRIN[3] where limits up to $m_0 \simeq 0.2 \text{ eV}$ could be reached...

1.2 How cosmology constrains neutrinos

1.2.1 Cosmic neutrino background

Cosmology provides currently the most precise limits on the sum of neutrino masses (M_ν). This is however an *indirect* measurement and, as will be discussed, results depend somewhat on the hypotheses and datasets used.

In the following I will only focus on "standard" physics, *i.e.* **3 massive neutrinos with mixing**. I will assume a negligible chemical potential since mixing balances the values among species and Big Bang Nucleosynthesis constrains the electronic one to be close to 0 (for a more general treatment see [4]). I will only give general ideas about neutrino physics in cosmology and forward the interested reader to the very complete report [5].

The history of neutrinos is similar, at the beginning, to that of CMB photons: they decouple at $\simeq 1$ MeV, then freeze out with expansion. While thermalized, their mean energy is related to their temperature through:

$$\langle E_\nu(z) \rangle \simeq 3.15 T_\nu(z) \quad (1.4)$$

where the neutrinos temperature is related, through entropy conservation, to the CMB one by: $T_\nu = \left(\frac{4}{11}\right)^{1/3} T_\gamma$.

Given our knowledge of the CMB temperature today $T_\gamma^0 \simeq 2.7$ K the current neutrino temperature is

$$T_\nu^0 \simeq 1.9 \text{ K} = 1.1 \cdot 10^{-4} \text{ eV} \quad (1.5)$$

By comparing their energy Eq.(1.4) to their mass (Fig.1) one sees that *at least 2 neutrinos species are not relativistic anymore today*. This is true even if the lightest state is massless and for both hierarchies. Neutrinos must therefore be accounted for in the matter budget of the universe. Their non-relativistic transition occurred when $\langle E \rangle \simeq m_i$ at a redshift of :

$$1 + z_{NR} \simeq 1900 \left(\frac{m_i}{1 \text{ eV}} \right) \quad (1.6)$$

When it was discovered that neutrinos are massive, there has been some excitement about the fact that they could actually be dark matter, but this was tempered by the fact that hot dark matter does not cluster easily to form galaxies. Indeed such matter would lead to a top-down scenario of structure formation (larger structure would form, then crunch into smaller) which is in clear contradiction with observations.

Also, Trumaine and Gunn [6] exhibited a strong bound that come from the fact that, since neutrinos suffer no inelastic collisions, they cannot be squeezed beyond a certain point. By comparing some dwarfs galaxies core radius to their velocity dispersion, one should assume a very heavy neutrino mass [7] $M_\nu \gtrsim 100 - 300 \text{ eV}$ in clear contradiction with the direct upper limit Eq.(1.3).

On the cosmological side, equating the neutrino energy density to the measured matter one, would require $\Omega_\nu \simeq \frac{M_\nu(\text{eV})}{50 \text{ eV}} \simeq 0.22 \rightarrow M_\nu \simeq 11 \text{ eV}$, which is still too high.

However it is clear that neutrinos contribute to some amount to the matter budget. Anticipating conservative bounds from cosmology $M_\nu \leq 1 \text{ eV}$:

$$0.4\% \lesssim f_\nu = \frac{\Omega_\nu}{\Omega_M} \lesssim 8\% \quad (1.7)$$

1.2.2 Effect of neutrinos on CMB power spectra

Direct effect There are two effects that contribute to the measured CMB power spectra. The first one appears in the case where the non-relativistic transition occurs *before* the photons decoupling, so that it leaves an imprint in the spectra. Since $z_{dec} \simeq 1100$, this can only happen (see Eq.(1.6)) if $M_\nu \gtrsim 1.7 \text{ eV}$ (more precise calculations [8] show that the limit is rather about $\simeq 1.5 \text{ eV}$). In other words, if one just uses CMB power spectra for neutrino mass determination, this is an incompressible limit (that has already been reached by WMAP, see section 1.3)

However, PLANCK will have access to CMB-lensing measurement too (section 3) which will allow to go beyond that limit with a CMB-only consistent dataset...

Indirect effect There is also an indirect effect on the FRW metric that allows a more precise determination of the neutrino matter when combining CMB measurements with other probes. The scale factor at matter-radiation equality is classically given by $a_{eq} = \frac{\Omega_r^0}{\Omega_m^0}$ where the upper-script "0" recalls that we consider densities today. However we know that neutrinos are not relativistic anymore, so the expression must be modified:

$$a_{eq} = \frac{\Omega_r^0}{(1 - f_\nu)\Omega_m^0} \quad (1.8)$$

f_ν modifies the moment of *matter-radiation equality*, in particular the size of the sound horizon at decoupling which results in a slight shift in the temperature power spectrum, as one sees on Fig.2(a). The most visible effect is also an enhancement of the first peak due to the ISW effect just after the recombination.

Degeneracies It is well known (*e.g.* [9]) that CMB suffers from what is called the "geometrical degeneracy" which in simple words means that one cannot fully constrain a curvature with just one scale in an expanding universe. Therefore Ω_M is degenerated for instance with Ω_Λ which will plague the determination of f_ν . Indeed to constrain f_ν in Eq.(1.8) one needs to *pinpoint* Ω_m , otherwise variations will be absorbed into this term. This simple argument shows that CMB data must be combined with other probes that fixes some scale, as H_0 , BAO, and/or large scale structures power spectrum.

1.2.3 Effect of neutrinos on Large Scale Structures

The main effect of neutrinos on the large scale structure (LSS) power spectrum ($P(k)$) is different and due to their *free-streaming*. Since neutrinos have a large velocity they cannot cluster below their Jeans-length. Therefore they should not appear in the matter budget below a scale $k_{FS}(z_{NR}) \simeq 10^{-2} \sqrt{\frac{m}{1\text{eV}}} h \text{ Mpc}^{-1}$ and the suppression should be proportional to the power. Computations of the Boltzmann equations [5] shows that the factor is close to:

$$\frac{P^{f_\nu} - P^{f_\nu=0}}{P^{f_\nu=0}} \simeq -8f_\nu \quad (1.9)$$

which is a quite strong constraint for a few % f_ν .

Unfortunately LSS measurements are plagued by uncertainties on the bias (luminosity to mass ratio) and non-linear corrections. In particular the high k region (accessible through Lyman- α analyses) requires neutrinos-dedicated thermodynamical simulations. The development of a consistent

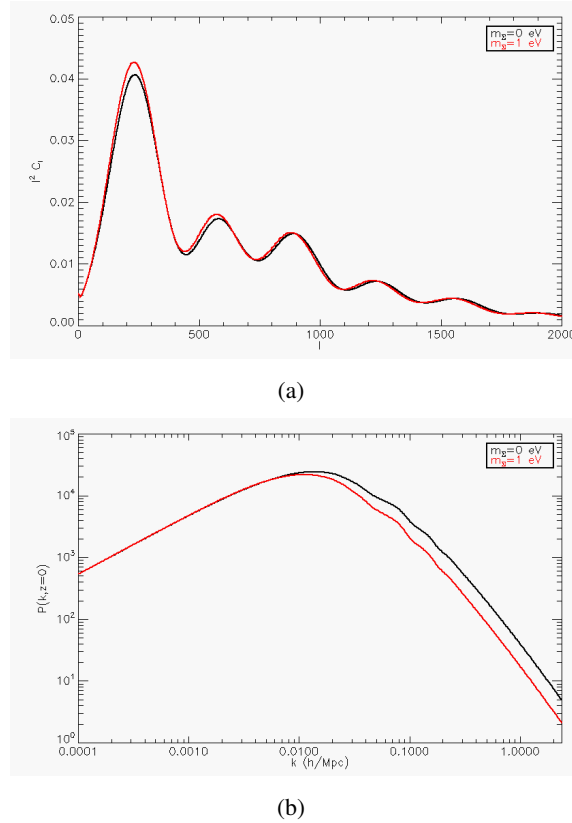


Figure 2: Effect of massive neutrinos ($M_\nu = 1 \text{ eV}$) on CMB (a) and Large scale structure $P(k)$ (b) power spectra, using the Boltzmann code "CAMB". One sees an increase of the first peak due to the ISW effect and a slight shift due to the change in the matter-radiation equality scale factor. For $P(k)$ there is a constant suppression for $k \gtrsim 10^{-2} h \text{ Mpc}^{-1}$ due to the free-streaming of neutrinos.

treatment of massive neutrinos in non-linear structure formation is an active and promising field, but neutrinos bounds given today using this probe are probably over-optimistic.

1.3 Current status on neutrino masses from cosmology

Before presenting the various limits obtained on the neutrino masses, a word of caution is necessary to understand the large spread in the results. As specified before, constrains on neutrinos mass can only be obtained through a *combined* cosmological fit, in order to resolve the geometrical degeneracy. In order to explain the large disparity of limits published in the literature, the following facts have to be kept in mind:

- global fits are generally performed in the context of a Bayesian analysis which requires the use of *priors* which can vary according to each scientist sensibility.
- systematic errors related to the different probes, are often treated apart or even sometimes forgotten.
- different cosmological probes are used in global fits depending on the trust in systematics error knowledge, in particular for Supernovae, $Li - \alpha$ forest, LSS data. Recall that in order

to solve the geometrical degeneracy, only one scale complementary to the CMB one, is necessary and can be chosen as the measurement of the Hubble constant and/or BAO scale. Using other probes will lower the neutrino mass upper limit, but to the extent of introducing some level of "doubt".

- we are living the golden age of cosmology. The "cosmological Standard Model" is still being build up. Λ CDM is a *minimal* model that allows to fit well the *current* data with 6 parameters (half being non-fundamental). It is also referred to simply as a *vanilla* model. As is well known, a pure cosmological constant is disfavored by theorists due to its strong fine-tuning, which lead to the introduction of the "wCDM" model where the equation of state of the dark energy is constant but not necessarily equal to -1. Until we understand the nature of dark energy there is no strong reasons for this parameter to be independent of redshift. Other uncertainties are related to the nature of primordial fluctuations (tensorial contribution, iso-curvature modes, power spectrum) where some simplifications happen if we *assume* an initial single-field slow-roll inflation mechanism. Cosmological combinations are sensitive to the model assumed *i.e.* the number of parameters being fitted. It is therefore crucial to specify explicitly the underlying theoretical model. Results (including neutrino mass limits) may change if the model evolves.

We compile in Table 1 some recent results obtained on the neutrino mass limit emphasizing the hypothesis used. The vanilla model corresponds to a flat universe with 3 neutrinos, negligible tensorial perturbations, a pure power law spectrum of primordial perturbations, negligible iso-curvature contributions and a pure cosmological constant as the source of Dark Energy. These limits are obtained in a Bayesian framework. Many more results can be found in [10] including an interesting comparison to a more "frequentist" approach, leading to similar results.

model	dataset	M_ν 95% CL limit (eV)	ref
vanilla+ f_ν	WMAP7	1.3	[11]
	CMB	1.2	[12]
vanilla+ f_ν +w	WMAP7	1.4	[11]
vanilla+ f_ν	WMAP7+ H_0 +BAO	0.58	[11]
vanilla+ f_ν +w	WMAP7+ H_0 +BAO	1.3	[11]
vanilla+ f_ν + N_{eff}	CMB + H_0 +BAO	0.89	[13]
vanilla+ f_ν + N_{eff} +w	CMB + H_0 +BAO	1.47	[13]

Table 1: Compilation of a few robust neutrinos mass limits obtained in cosmology. "CMB" refers to a combination of WMAP7+ACBAR+BICEP+QuAd data, $H_0 = 72.2 \pm 3.6 \text{ km s}^{-1} \text{ Mpc}^{-1}$ [14], and "BAO" refers to the scale obtained in [15]. More stringent limits can be obtained by adding LSS and/or Supernovae data (see refs, also [10])

Let us highlight a few point:

- CMB-only : we are clearly hitting already the limit described in section 1.2.2. PLANCK data will not allow a much better determination using the same procedure. However, as will be shown, the inclusion of the CMB lensing power spectrum will lower this limit drastically still using a consistent CMB-only dataset.

- H_0 +BAO : even-though the error on H_0 is slightly aggressive, these limits are robust. We directly see how relaxing w recovers the geometrical degeneracy and brings back the CMB-only limit.
- an interesting results is pointed out in [13]: when leaving free the number of relativistic species at recombination (N_{eff}) one obtains still very decent limits in Λ CDM and w CDM models (that can be improved using LSS data).

In this plethora of results, the reader may look for a "reasonable" upper limit on neutrino mass in cosmology. If you believe that Λ CDM describes the final Standard Cosmological Model (or that Large scale measurements can be used safely) an upper limit of $M_\nu \lesssim 0.6\text{eV}$ makes sense. Otherwise $M_\nu \lesssim 1\text{eV}$ is safe. In any case, this is the best upper limit obtained in neutrino physics.

2. PLANCK

PLANCK¹ is an ESA space mission designed to measure accurately the CMB temperature anisotropies, including its polarized part. It is composed of a 1.5 m telescope and two instruments lead by consortia: the Low Frequency Instrument (LFI) includes 22 radiometers in the 30-70 GHz range, with spatial resolutions about 10-25 arcmin. The High Frequency Instrument (HFI) is composed of 52 bolometers in the 100-857 GHz range, including 32 polarized, with a 5-9 arcmin spatial resolution. This is the first cryogenic spatial instrument, located at the Lagrange point L2 and operating at only 100 mK. The strong points of PLANCK are:

- a clean environment (space)
- a large number of bands (9) for foreground removal
- a good resolution per detector
- a very low noise and stability at the μK level

Beside many astrophysics studies, it will allow an exquisite determination of the CMB power spectra in a complete multipole range up to $\ell \simeq 2500$ for polarization and temperature fluctuations. It may even discover primordial tensorial fluctuations, if they are above $\simeq 5\%$ of the scalar ones [16].

PLANCK had a perfect launch with Herschel on may 14, 2009 from an Ariane 5 rocket in Kourou. After $\simeq 2$ months of travel, during which all instruments were checked, it reached the Lagrange point L2, located at around 1.5 million km's from the Earth. It then undergone a commissioning phase, where all parameters were optimized : it was checked that the instruments behaved as characterized on ground, and the $He^3 - He^4$ dilution flow which allows to reach ultimately the 100 mK goal and limits the instrument lifetime, was tuned to a low value. Therefore, while originally designed to perform 2 complete surveys of the sky, PLANCK will actually be able to perform 4, until the end of the mission in January 2012.

A first bunch of paper, concerning astrophysics results will be issued in beg. 2011. The cosmological papers will be released as data become public, in 2012. PLANCK policy does not

¹homepage: <http://www.rssd.esa.int/planck>

allow the presentation of scientific results before, but one can say that the detectors behaves as characterized on ground [17] and that results at least at the level of its scientific program [9] are to be expected.

Given its spectacular performances, its foreground rejection power and its polarization capabilities, PLANCK will allow a huge improvement on cosmological fits [9]. On the neutrino side, an analysis similar to the WMAP one, will allow roughly speaking a factor of 2 improvement on the upper limit [13]. But there is more...

3. CMB-lensing with PLANCK

In their journey from the last scattering surface to PLANCK detectors, CMB photons encounters slight perturbations from matter gradients, a phenomenon known as gravitational lensing. The effect is a tiny *remapping* of the photon direction, eventhough the overall brightness is preserved:

$$T_{obs}(\hat{n}) = T_{CMB}(\hat{n} + \vec{d}(\hat{n})) \quad (3.1)$$

In standard cosmology, the deflection is low: it has an RMS of about 2.7 arcmin. This is insufficient to be resolved by WMAP radiometers, but is at PLANCK's reach, since HFI CMB channels have a typical spatial resolution of this size.

In the line of sight formalism, the deflection field is related to the gaussian *lensing potential* :

$$\vec{d}(\hat{n}) = \vec{\nabla}\phi(\hat{n}) \quad (3.2)$$

and one can reconstruct its power spectrum C_ℓ^ϕ which adds some new interesting information. Indeed, the lensing potential probes the power spectrum of *matter* [18]

$$C_\ell^\phi \simeq 8\pi^2/\ell^3 \int_0^{r_{LS}} r dr P_\Psi(\ell/r, \eta_0 - r) \left(\frac{r - r_{LS}}{r r_{LS}} \right)^2 \quad (3.3)$$

where r_{LS} denotes the comoving distance to the last scattering surface, and $P_\Psi(k, \eta)$ is related to the conventional matter power spectrum.

Therefore, by reconstructing C_ℓ^ϕ , we obtain a *direct determination of the matter power spectrum* by just using CMB measurement. This measurement is not affected by the bias, and non-linear corrections are very weak.

The interest of including the lensing effect into cosmological fits is two-fold:

1. the lensing potential slightly changes (at the % level) the measured CMB temperature/polarization power spectra. Taking into account this effect, allows to lift the geometrical degeneracy [19]
2. using C_ℓ^ϕ obviously adds some information on the matter power spectrum that is complementary to the CMB one.

It is particularly interesting for neutrino mass determination because most of the C_ℓ^ϕ power comes from low redshifts ($z \lesssim 5$), *i.e.* a regime in which neutrinos clearly contribute to the matter budget (see Eq.(1.6)). Therefore one has access to the matter content both with (lensing) / without (CMB power) neutrinos contribution, using a single consistent dataset.

This is illustrated on Figure 3 which shows a realistic level of expected error bars one can achieve in the PLANCK 217 GHz band, starting from the red curve model. The light blue curve shows the best fit model to WMAP CMB-only data, with a neutrino contribution set to its upper limit (see section 1.3) $M_\nu = 1.3\text{eV}$. The lensing power spectrum would clearly constrain the CMB-only measurement.

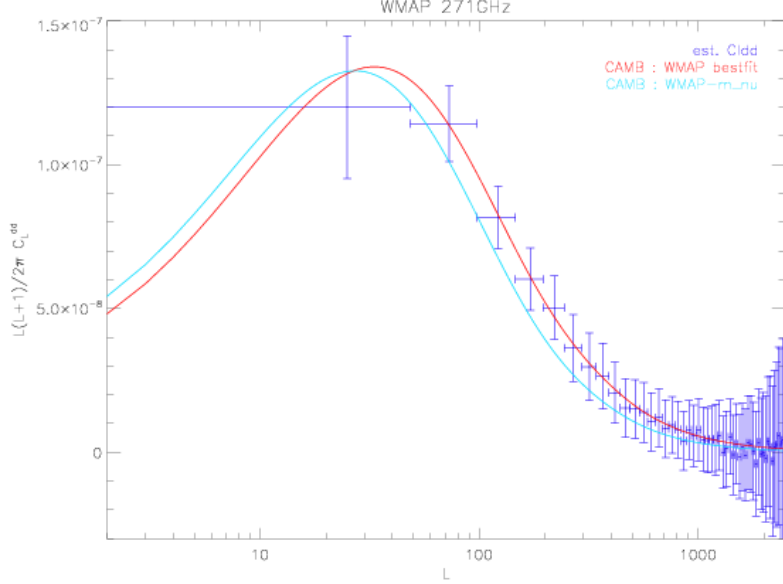


Figure 3: Reconstructed deflection power spectrum (points with error bars) on a simulated PLANCK map in the 217GHz band using parameters from the Λ CDM WMAP best fit model (red curve). The light blue one represents the WMAP-only best fit model assuming the measured upper limit $M_\nu = 1.3\text{eV}$. There is a clear discrimination between the two models (from L. Perotto).

Despite its apparent simplicity Eq.(3.1), the lensing reconstruction is difficult and prone to systematic errors, especially at low ℓ . On the statistical ground, an estimator based on 4-point correlation functions, has been worked out [20]-[21] and its properties largely studied [22][23][24]

In analyzing PLANCK’s data, many systematics have to be studied among which:

- **point sources:** they provide a strong lensing signal. The most luminous ones are to be detected (and masked) by PLANCK, but what about the residual diffuse background? some preliminary studies [25] indicate that the effect is negligible.
- **foregrounds subtraction:** the different frequency maps will be combined, by various component separation algorithms [26], to provide a cleaned CMB map. Will this process preserve lensing? It seems to be the case for at least one method [25].
- **Galaxy masking:** even after component separation, some part of our Galaxy remains and needs to be masked. Formally the likelihood solution of the estimator would require the inversion a $\simeq 50 \cdot 10^6 \times 50 \cdot 10^6$ matrix a challenging task for today’s computers. One solution to this problem, is to *inpaint* the missing parts by an adequate algorithm that preserves lensing statistics, and recover a full sky map. One algorithm is shown to work in [25]. Another

method can be to work on small patches of the sky, avoiding the gaps. This however requires to restore periodicity by apodizing the patch, which results into some new systematics...

- **beam asymmetries:** at the level of lensing, the fact that the PSFs are not exactly circular affects the low multipoles determination [27].
- **noise inhomogeneity:** given PLANCK scanning strategy, some pixels are visited more often than others: this affects the C_ℓ^ϕ reconstruction. An analytic correction has been proposed for low $\ell \lesssim 1000$ modes[28]. Unfortunately PLANCK's scanning strategy induces higher order correlations that bias the reconstruction for larger ℓ values too.
- **data treatment :** some 1D signal treatments are applied in order to take into account the instruments transfer function, remove spikes due to glitches, *etc.*. Their effect needs to be studied on detailed simulations of the instrument.
- **map-making:** the process of projecting and averaging the (cleaned) timelines on a pixelized sky map, using a nearest grid point method, induces some mean remapping within the pixel, that may induce a lensing-like effect. It was verified that when combining several channel detectors, and using a cutoff $\ell_{\max} = 2000$ in the estimator, this only affects the very low ℓ part of the estimator.

Conclusion

Neutrinos contribute to the matter budget of the universe at the $0.4\% \lesssim f_\nu = \frac{\Omega_\nu}{\Omega_M} \lesssim 8\%$ level. Cosmology provides an indirect determination of their mass sum, by combining several observables. Upper limits vary according to the authors because of different datasets combinations and explored space of parameters. The "Standard Cosmological Model" is still being build up: we are still in the Dark Ages (Matter and Energy), and don't know the nature of primordial fluctuations. But we do have a minimal model that is consistent with all cosmological probes and it will be exciting to complement it with PLANCK's high precision CMB data.

Since we know that standard neutrinos are massive today (at least 2 of them), there is no reason to not include them in cosmological fits. This will degrade the precision on Ω_m but gives finally a more reliable measurement [29].

Neutrinos masses will be measured within the next decade by cosmology.

PLANCK's data, including its CMB-lensing measurement, will allow to reach a limit $M_\nu \lesssim 0.3$ eV. In case of a measurement, the neutrino hierarchy would remain a mystery [30] for a long time. Theoretical improvements are also to be expected on non-linear structure formation which will allow to use more safely LSS surveys.

Then, the next generation experiments as LSST, Euclid, have the potential to reach the minimal allowed value of $M_\nu \gtrsim 0.05(0.10)$ eV (direct (inverted) hierarchy) through weak lensing survey. Interestingly, some hints on the hierarchy could then be obtained[30].

There is no such thing as a direct measurement. The expected upper limit of the β decay experiment KATRIN could be as low as $m_{\nu_e} \lesssim 0.2$ eV, which gives about 0.5 eV on M_ν . This will give an interesting prior for cosmological fits.

Cosmology doesn't tell us anything about the nature of neutrinos (Dirac or Majorana). It can however complement 2β decays experiments [31]: for instance a negative result on 2β measurements and a measurement from cosmology would point out to a Dirac type.

Acknowledgements

Thanks to Alexis Lavabre and Gemma Luzzi for a careful reading of the manuscript.

References

- [1] M. C. Gonzalez-Garcia and M. Maltoni. Phenomenology with massive neutrinos. *Phys. Rep.*, 460:1–129, April 2008.
- [2] V. M. Lobashev and et al. Direct search for mass of neutrino and anomaly in the tritium beta-spectrum. In C. A. Dominguez & R. D. Viollier, editor, *Weak Interactions and Neutrinos*, pages 155–+, 2000.
- [3] O. Host, O. Lahav, F. B. Abdalla, and K. Eitel. Forecasting neutrino masses from combining KATRIN and the CMB observations: Frequentist and Bayesian analyses. *Phys. Rev. D*, 76(11):113005–+, December 2007.
- [4] M. Shimon, N. J. Miller, C. T. Kishimoto, C. J. Smith, G. M. Fuller, and B. G. Keating. Using Big Bang Nucleosynthesis to extend CMB probes of neutrino physics. *J. Cosmology Astropart. Phys.*, 5:37–+, May 2010.
- [5] J. Lesgourgues and S. Pastor. Massive neutrinos and cosmology. *Phys. Rep.*, 429:307–379, July 2006.
- [6] S. Tremaine and J. E. Gunn. Dynamical role of light neutral leptons in cosmology. *Physical Review Letters*, 42:407–410, February 1979.
- [7] P. Salucci and A. Sinibaldi. Massive neutrinos and dark halos around galaxies. *A&A*, 323:1–4, July 1997.
- [8] K. Ichikawa, M. Fukugita, and M. Kawasaki. Constraining neutrino masses by CMB experiments alone. *Phys. Rev. D*, 71(4):043001–+, February 2005.
- [9] "PLANK BlueBook". Available from <http://www.rssd.esa.int/planck>.
- [10] B. A. Reid, L. Verde, R. Jimenez, and O. Mena. Robust neutrino constraints by combining low redshift observations with the CMB. *J. Cosmology Astropart. Phys.*, 1:3–+, January 2010.
- [11] E. Komatsu, K. M. Smith, J. Dunkley, C. L. Bennett, B. Gold, G. Hinshaw, N. Jarosik, D. Larson, M. R. Nolta, L. Page, D. N. Spergel, M. Halpern, R. S. Hill, A. Kogut, M. Limon, S. S. Meyer, N. Odegard, G. S. Tucker, J. L. Weiland, E. Wollack, and E. L. Wright. Seven-Year Wilkinson Microwave Anisotropy Probe (WMAP) Observations: Cosmological Interpretation. *ArXiv e-prints*, January 2010.
- [12] S. Hannestad, A. Mirizzi, G. G. Raffelt, and Y. Y. Y. Wong. Neutrino and axion hot dark matter bounds after WMAP-7. *J. Cosmology Astropart. Phys.*, 8:1–+, August 2010.
- [13] J. Hamann, S. Hannestad, J. Lesgourgues, C. Rampf, and Y. Y. Y. Wong. Cosmological parameters from large scale structure - geometric versus shape information. *J. Cosmology Astropart. Phys.*, 7:22–+, July 2010.
- [14] A. G. Riess, L. Macri, S. Casertano, M. Sosey, H. Lampeitl, H. C. Ferguson, A. V. Filippenko, S. W. Jha, W. Li, R. Chornock, and D. Sarkar. A Redetermination of the Hubble Constant with the Hubble Space Telescope from a Differential Distance Ladder. *ApJ*, 699:539–563, July 2009.
- [15] W. J. Percival, B. A. Reid, D. J. Eisenstein, N. A. Bahcall, T. Budavari, J. A. Frieman, M. Fukugita, J. E. Gunn, Ž. Ivezić, G. R. Knapp, R. G. Kron, J. Loveday, R. H. Lupton, T. A. McKay, A. Meiksin, R. C. Nichol, A. C. Pope, D. J. Schlegel, D. P. Schneider, D. N. Spergel, C. Stoughton, M. A. Strauss, A. S. Szalay, M. Tegmark, M. S. Vogeley, D. H. Weinberg, D. G. York, and I. Zehavi. Baryon acoustic oscillations in the Sloan Digital Sky Survey Data Release 7 galaxy sample. *MNRAS*, 401:2148–2168, February 2010.

- [16] G. Efstathiou and S. Gratton. B-mode detection with an extended planck mission. *J. Cosmology Astropart. Phys.*, 6:11–+, June 2009.
- [17] J.-M. Lamarre, J.-L. Puget, P. A. R. Ade, F. Bouchet, G. Guyot, A. E. Lange, F. Pajot, A. Arondel, K. Benabed, J.-L. Beney, A. Benoît, J.-P. Bernard, R. Bhatia, Y. Blanc, J. J. Bock, E. Bréelle, T. W. Bradshaw, P. Camus, A. Catalano, J. Charra, M. Charra, S. E. Church, F. Couchot, A. Coulais, B. P. Crill, M. R. Crook, K. Dassas, P. de Bernardis, J. Delabrouille, P. de Marcillac, J.-M. Delouis, F.-X. Désert, C. Dumesnil, X. Dupac, G. Efstathiou, P. Eng, C. Evesque, J.-J. Fourmond, K. Ganga, M. Giard, R. Gispert, L. Guglielmi, J. Haissinski, S. Henrot-Versillé, E. Hivon, W. A. Holmes, W. C. Jones, T. C. Koch, H. Lagardère, P. Lami, J. Landé, B. Leriche, C. Leroy, Y. Longval, J. F. Macías-Pérez, T. Maciaszek, B. Maffei, B. Mansoux, C. Marty, S. Masi, C. Mercier, M.-A. Miville-Deschênes, A. Moneti, L. Montier, J. A. Murphy, J. Narbonne, M. Nexon, C. G. Paine, J. Pahn, O. Perdereau, F. Piacentini, M. Piat, S. Plaszczynski, E. Pointecouteau, R. Pons, N. Ponthieu, S. Prunet, D. Rambaud, G. Recouvreur, C. Renault, I. Ristorcelli, C. Rosset, D. Santos, G. Savini, G. Serra, P. Stassi, R. V. Sudiwala, J.-F. Sygnet, J. A. Tauber, J.-P. Torre, M. Tristram, L. Vibert, A. Woodcraft, V. Yurchenko, and D. Yvon. Planck pre-launch status: The HFI instrument, from specification to actual performance. *A&A*, 520:A9+, September 2010.
- [18] A. Lewis and A. Challinor. Weak gravitational lensing of the CMB. *Phys. Rep.*, 429:1–65, June 2006.
- [19] R. Stompor and G. Efstathiou. Gravitational lensing of cosmic microwave background anisotropies and cosmological parameter estimation. *MNRAS*, 302:735–747, February 1999.
- [20] W. Hu. Mapping the Dark Matter through the Cosmic Microwave Background Damping Tail. *ApJ*, 557:L79–L83, August 2001.
- [21] T. Okamoto and W. Hu. Cosmic microwave background lensing reconstruction on the full sky. *Phys. Rev. D*, 67(8):083002–+, April 2003.
- [22] C. M. Hirata and U. Seljak. Reconstruction of lensing from the cosmic microwave background polarization. *Phys. Rev. D*, 68(8):083002–+, October 2003.
- [23] M. Kesden, A. Cooray, and M. Kamionkowski. Lensing reconstruction with CMB temperature and polarization. *Phys. Rev. D*, 67(12):123507–+, June 2003.
- [24] D. Hanson, A. Challinor, G. Efstathiou, and P. Bielewicz. CMB temperature lensing power reconstruction. *ArXiv e-prints*, August 2010.
- [25] L. Perotto, J. Bobin, S. Plaszczynski, J.-L. Starck, and A. Lavabre. Reconstruction of the cosmic microwave background lensing for Planck. *A&A*, 519:A4+, September 2010.
- [26] S. M. Leach, J.-F. Cardoso, C. Baccigalupi, R. B. Barreiro, M. Betoule, J. Bobin, A. Bonaldi, J. Delabrouille, G. de Zotti, C. Dickinson, H. K. Eriksen, J. González-Nuevo, F. K. Hansen, D. Herranz, M. Le Jeune, M. López-Caniego, E. Martínez-González, M. Massardi, J.-B. Melin, M.-A. Miville-Deschênes, G. Patanchon, S. Prunet, S. Ricciardi, E. Salerno, J. L. Sanz, J.-L. Starck, F. Stivoli, V. Stolyarov, R. Stompor, and P. Vielva. Component separation methods for the PLANCK mission. *A&A*, 491:597–615, November 2008.
- [27] D. Hanson, A. Lewis, and A. Challinor. Asymmetric beams and CMB statistical anisotropy. *Phys. Rev. D*, 81(10):103003–+, May 2010.
- [28] D. Hanson, G. Rocha, and K. Górski. Lensing reconstruction from Planck sky maps: inhomogeneous noise. *MNRAS*, 400:2169–2173, December 2009.
- [29] J. Hamann, S. Hannestad, M. S. Sloth, and Y. Y. Y. Wong. How robust are inflation model and dark matter constraints from cosmological data? *Phys. Rev. D*, 75(2):023522–+, January 2007.

- [30] R. Jimenez, T. Kitching, C. Peña-Garay, and L. Verde. Can we measure the neutrino mass hierarchy in the sky? *J. Cosmology Astropart. Phys.*, 5:35–+, May 2010.
- [31] S. Galli, M. Martinelli, A. Melchiorri, L. Pagano, B. D. Sherwin, and D. N. Spergel. Constraining Fundamental Physics with Future CMB Experiments. *ArXiv e-prints*, May 2010.